

# Wet Pour Graphics

*the most effective way to realize interesting EPDM surface*



# EPDM WET POUR GRAPHICS *and 3D Shapes*

FOR INSTALLERS AND  
PLAYGROUND DESIGNERS



AS INSTALLERS OF WET POUR SURFACES, WE ARE AWARE OF HOW TIME CONSUMING IT CAN BE TO INSTALL MULTI COLORED GRAPHICS TO A WET POUR SURFACE


- ▶ it takes time to shape graphics to needed form
- ▶ waiting for each color to cure before you can start with the next one
- ▶ preparing templates
- ▶ to have skilled workers as artists on the site
- ▶ more time (more days) to finish surface

THERE IS ALSO MORE EFFECTIVE WAY  
TO REALIZE INTERESTING WET POUR SURFACE

4soft offers more than two hundred prefabricated graphic components made from EPDM. They may be used in any wet pour area in schools, children playgrounds, amusement parks etc... The graphics make playground areas more fun, giving added value to the play area surface.

**THIS HELPS YOU TO:**

- ▶ realize more attractive (more competitive) wet-pour surface
- ▶ easily and fast install all graphics in the same day as the top surface layer
- ▶ safe labor cost and material
- ▶ make it without an artist in your team
- ▶ finish a project much faster (cheaper)



4soft

*fast, easy, cheap,  
perfect graphics*

# TECHNICAL INFORMATION

## GREAT WET POUR GRAPHICS IMPROVEMENTS!


- ▶ 4soft Wet pour graphics is not fabricated on press machine. All our graphics is hand-made. The reason is simple. Appearance of prefabricated graphics is the same as the rest of EPDM surface.
- ▶ 4soft Wet pour graphics is not cut out by water jet as some producers do! We use special made forms and different colors are connected by wet joins – means less risk of cracks inside of graphic.
- ▶ 4soft Wet pour graphics has specially shaped and oblique edges under angle of 45°. Edges of the graphic components are not cut out, which makes the surface of the edge rough enough for good adhesion of EPDM wet pour around the graphics.



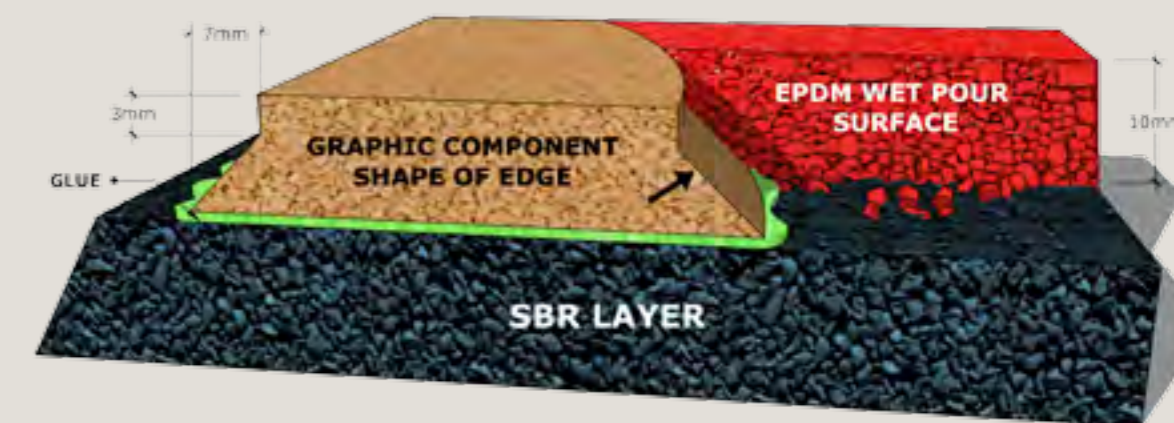
### THIS IMPROVEMENT HELPS YOU TO:

- ▶ realize more stable and durable seams
- ▶ avoid cracks between prefabricated components and the rest of wet pour
- ▶ do faster and neat job

4soft Wet pour 2D graphics has the thickness always 10 mm. The products are made from high quality EPDM (Mellos, Gezolan) and polyurethane binder (Stockmeier).



**“EDGES OF THE GRAPHIC COMPONENTS ARE NOT CUT OUT, WHICH MAKES THE SURFACE OF THE EDGE ROUGH ENOUGH FOR GOOD ADHESION OF EPDM WET POUR AROUND THE GRAPHICS”**





# WAY OF USING PREFABRICATED GRAPHICS

“TRANSFORM DULL EPDM SURFACE INTO ENTERTAINING AND EDUCATIONAL PLACE”

There are many possibilities how to use our 2D and 3D graphics in order to transform a dull EPDM surface into entertaining and educational place. All you need is just to choose the right graphic components and glue them. The rest of surface installation is very simple then.



1. glue EPDM graphic components on SBR ...



2. easy finish instalation with EPDM around

# PLAYGROUNDS SAFETY SURFACE

WITH 4SOFT GRAPHICS

WITH OUR GRAPHICS YOU CAN MULTIPLY  
PLAYING POSSIBILITIES OF STANDARD  
PLAYGROUD AND PU SURFACE BY INSTALLING  
MORE CHALLENGING GAMES AND PICTURES.  
IT IS NOT ONLY SAFETY SURFACE, IT COULD BE  
MORE THAN THAT.



*one surface - more fun*



*smart solutions  
for your playgrounds*



## MULTIPURPOSE AREAS WITH 4SOFT GRAPHICS

GRAPHICS FROM 4SOFT IS REVOLUTIONARY WAY OF MAKING A SINGLE INVESTMENT TO SOLVE THE PROBLEM TO CREATE ONE PLACE FOR DIFFERENT PURPOSES AS:

- ▶ a small sports ground for ball games
- ▶ an outdoor classroom with educational features
- ▶ a place for theatre performances
- ▶ a small traffic park for riding toys
- ▶ an area for chalk pictures in short
- ▶ a place for learning, sports, relaxing and entertainment



*racing with emotions*



## MULTIPURPOSE AREAS USED AS TRAFFIC PARK

WITH OUR GRAPHISC IT IS EASY TO MAKE TRAFFIC  
PLAYGROUND FOR SMALL KIDS

There is often request for a multipurpose area that has the form of a traffic park for ride-on toys and scooters.


With wet pour graphics the children learn the basics of traffic education. They learn how to cross a road safely at a pedestrian crossing, learn about the colours of traffic lights or they can have a race on the racing stretch.



*learnig by playing*

4soft





*with our graphics we turn boring surface into interesting place full of activities*





4soft graphics  
lot of fun

# MULTIPURPOSE TERRACES WITH 4SOFT AND PAVEMENTS GRAPHICS

INSTALLING EPDM HOPSCOTCHES, GEOMETRIC SHAPES, TRAFFIC SIGNS, LOGOS ETC... DIRECTLY INTO SURFACE MAKES CHILDREN HAPPY TO BE OR WALK ON THESE PLACES.

Make or renovate terraces and pavements more creatively. You can find more ways of using EPDM surface. It is not only safety surface, it is more than that.





# SHOWERS AND SPLASH AREAS WITH 4SOFT GRAPHICS





COMBINATION OF 3D GRAPHICS AND SPLASH AREA IS GREAT IN SUMMER TIME. WATER NOZZLE CAN BE PUT INTO ANY 3D SHAPE ACCORDING TO YOUR DEMAND.

One of the great ways of using wet pour graphics is in areas with mist nozzles in kindergarten gardens and as refreshing parts of public areas etc...



*in the world of children's fantasy*

water theme is the most used one



Magic with surface

OUR FULL GRAPHICS RANGE IS AVAILABLE AT [www.epdm-graphics.com](http://www.epdm-graphics.com)

# SPORT WITH 4SOFT GRAPHICS PLAYGROUNDS

MIGHT BE DESIGNED AS MULTIPURPOSE AREAS FOR DIFFERENT GENERATIONS

By using smartly combined amusing graphic components and sports lines it is possible to create a single area that meets the demands for classic sports as well as for children's games.

Sport playgrounds can be more multifunctional.



*happy exercise by play...*

*children just love them...*



## 3D EPDM GRAPHICS

Creativity has no boundaries

We produce more than twenty attractive 3D EPDM graphic components in different shapes. They are excellent as accessories on flat surfaces. They could be attractive play elements in many ways, soft seats or only safe decorations of playgrounds. Children love them.

**IT IS NOT ONLY SAFETY SURFACE,  
IT IS MORE THAN THAT!**

- ▶ 4soft 3D graphics is made only from SBR and from high quality of EPDM on top. Every detail is handmade with accent on durability and safety.
- ▶ We do not use any spray colors. Each detail is made from colored EPDM granules.
- ▶ To reach super results, combine 3D shapes with standard 2D graphics.
- ▶ 4soft 3D graphics is certified along with EN 1176-1 standards.

**4soft**

*products tested  
by children*



*we produce unique 3d shapes*



**4SOFT 3D SHAPES CAN BE INSTALLED ALSO ON ARTIFICIAL TURF, RUBBER TILES, CONCRETE OR FOR EX. DIRECTLY INTO SANDBOX.**

*not only for schools and kindergardens*

OUR FULL GRAPHICS RANGE IS AVAILABLE AT [www.epdm-graphics.com](http://www.epdm-graphics.com)

# DRAWING PLAYGROUNDS DESIGNS

WITH 4SOFT GRAPHICS

For our partners we provide fast and effective support concerning EPDM graphics. All 2D and 3D designs are available in DWG, JPG, SKP formats. Our office can also adapt our standard graphic along with your specific desire and theme. Here are samples of our drawings. We try to find the best possible design proposal in order to fit 4soft graphics to your playground parameters.


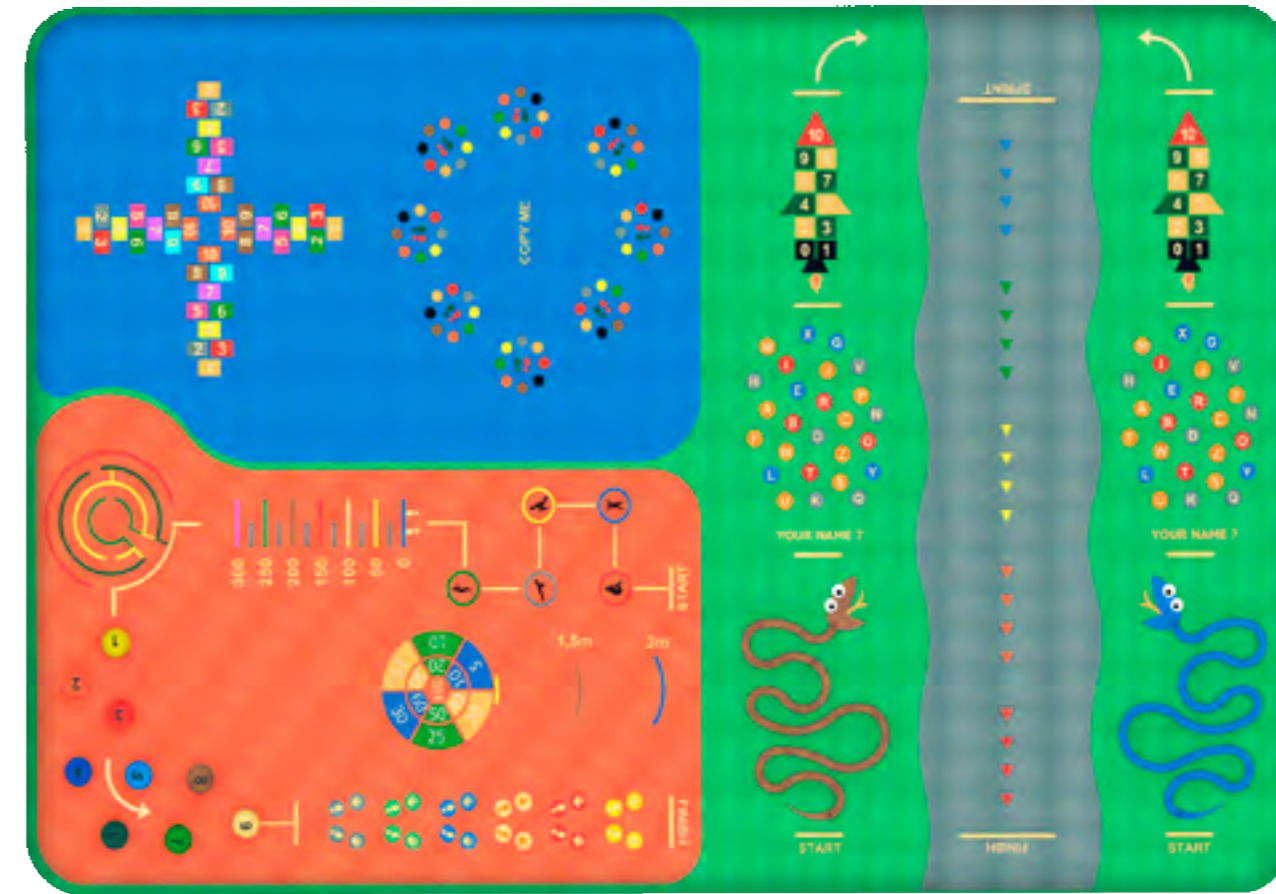
**WATER THEME:**  
We produce unique 2D and 3D graphics.



**SPORT AND FITNESS THEME:**  
For every generation.

4soft graphics offers portfolio of interactive and educative games fit to school courtyards or as part of standard playground for older children.

*not only for schools and kindergardens*



**TRAFFIC THEME:**  
We produce learning graphics.

We have lot of realizations with traffic theme mostly at kindergartens. Smart graphic combination can be very attractive for kids riding on push bikes, scooters or pedal cars.

*ready... steady... GO!*



**BEWARE OF LOW-QUALITY IMITATION!**



**ATTENTION! SOME SUPPLIERS ONLY MAKE THE GRAPHICAL FEATURES BY SIMPLY PAINTING OR SPRAYING THE SURFACE.**



These kinds of pictures are not durable and the paint gets "worn out" after a year or two and the picture disappears. Request only graphical features made from coloured EPDM granules, which retain their colour for the whole lifespan of the surface even in extremely stressed areas.



*4soft graphics - no cracks, more stable and durable seams*





# INSTALLATION GUIDES FOR 2D GRAPHICS

JUST GLUE GRAPHIC COMPONENT ON SBR LAYER OR DIRECTLY ON CONCRETE. LOOK AT OUR SIMPLE INSTALLATION GUIDES.


**01** Needed tools to measure out requested graphic and material for glueing.



**02** Measure out and copy graphic on cured SBR layer along with requested design.



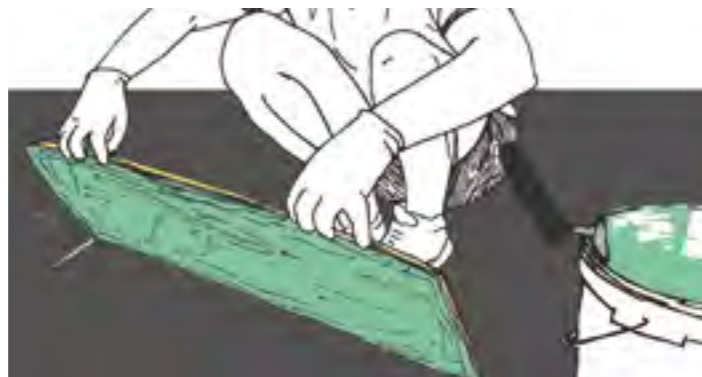
**03** Mix properly two component glue. Use standard PU glue for artificial grass. Two component glue, use for bigger patterns or more graphics.



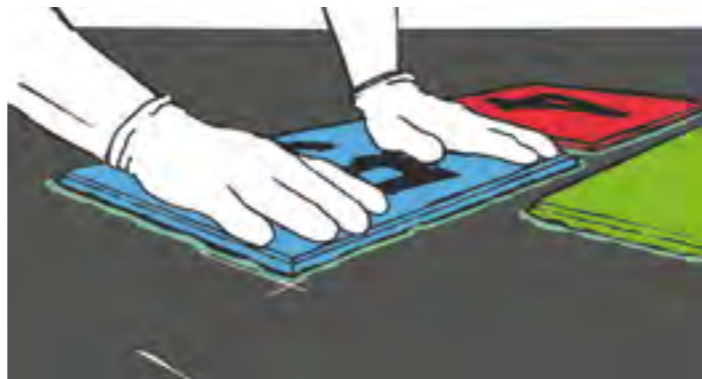
**04** Spread glue evenly on underside of your graphic.



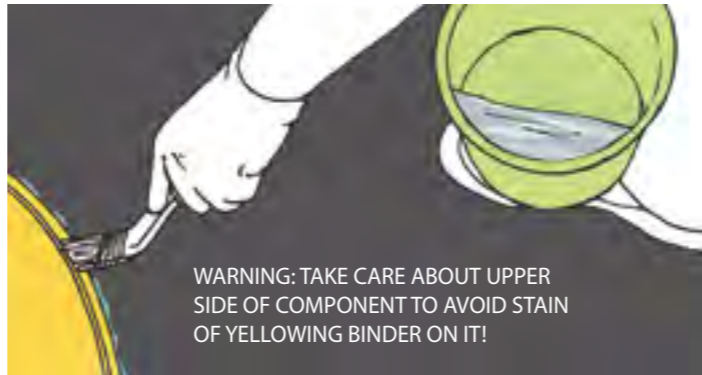
**05** Make sure the glue is spread evenly and to the edge!!!



**06** Place graphic exactly and press properly to improve the glue distribution.



**07** Apply the thick binder on outside edges of component to avoid edge separation from the rest of the EPDM on the top layer.



**08** Spread and compress properly your final EPDM coat around the component.



# INSTALLATION GUIDES FOR 3D GRAPHICS

TO WORK WITH 3D GRAPHICS IS VERY EASY. JUST GLUE IT!

**01** Copy the graphic on SBR layer along with requested design.



**02** Spread one or two component glue evenly directly on SBR - Take care about upper side of component to avoid stain of glue on it!



**03** Place 3D component and press properly to improve the glue distribution.



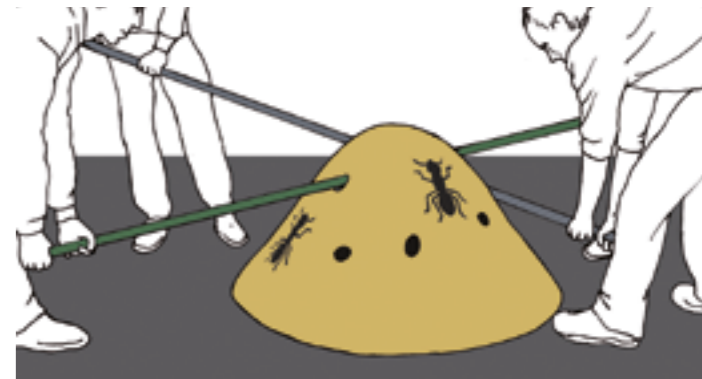
**04** Apply the thick binder on outside edges of 3D component to avoid edge separation from the rest of the EPDM on the top layer.



**05** Screed and compress your final EPDM coat around your 3D component. Cartridges or salami. For example Proline T44 or Extrem FIX.



**06** To transport heavy 3D anthill use two iron sticks to pass them through the holes.



**07** To transport heavy 3D ladybird or 3D turtle we install two belts directly on them to make manipulation easier.



**08** You can use two iron sticks to attach belts to them. After gluing of 3D object the belts can be cut away or just pulled out.



4soft company itself installs EPDM surface on more than 250 playgrounds every year. Most of them contains 2D and 3D graphics. Before we start to offer particular graphic to others, we test effect, function and interest on our projects. We are trying to develop graphics portfolio based on our experience and intensive contacts with clients and customers' requests.

**A | SMARTSOFT - SIMPLE SHAPES**

<b>A01-001</b> Circle 30cm (other size available)	
<b>A01-004</b> Square 30cm (other size available)	
<b>A01-007</b> Triangle 50cm (other size available)	
<b>A01-009</b> Rectangle 50cm (other size available)	
<b>A01-011</b> Star 50cm	
<b>A01-012</b> Star 100cm	

**B | SMARTSOFT - EASY PICTURES**

<b>B01-029</b> Emoticon smile 30cm (other size available)	
<b>B01-030</b> Emoticon angry 30cm (other size available)	
<b>B01-005</b> Emoticon nictate 50cm (other size available)	
<b>B01-007</b> Emoticon screaming 50cm (other size available)	
<b>B01-009</b> Emoticon crying 50cm (other size available)	
<b>B01-011</b> Emoticon tongue 50cm (other size available)	

<b>B01-015</b> Splash with 3 drops size 130cm	
<b>B01-016</b> Human footprint (L + R): 1 pair size 27-30cm	
<b>B01-020</b> Hippo - footprint	
<b>B01-021</b> Lion - footprint	
<b>B01-022</b> Elephant - footprint	
<b>B01-023</b> Camel - footprint	

<b>B01-024</b> Zebra - footprint	
<b>B01-025</b> Giraffe - footprint	
<b>B01-026</b> Set of animals footprints 6 animals	
<b>B01-027</b> Set of the bubbles 6 pcs	
<b>B01-028</b> Gorilla - footprints (L + R): 1 pair	
<b>B01-031</b> Drops set of 4 pcs	

**C | NUMBERS AND LETTERS**

<b>C01-018</b> Number 0-9 in circle 30cm (other size available)	
<b>C01-022</b> Set of numbers 1-9 in circle 30cm (other size/colour available)	
<b>C01-074</b> Letter in circle 30cm A-Z (other size available)	
<b>C01-076</b> Set of letters in circle 30cm 26pcs	
<b>C01-087</b> Irregular shape number 0-9	
<b>C01-088</b> Set of irregular shapes number 0-9	
<b>C01-116</b> Irregular shape letter choice of A-Z	
<b>C01-118</b> Set of irregular shapes letter choice of A-Z	

**D | SMARTSOFT - ANIMALS**

<b>D01-001</b> Dino-3	
<b>D01-002</b> Hedgehog	
<b>D01-003</b> Lion	
<b>D01-004</b> Butterfly	
<b>D01-005</b> Ant	
<b>D01-006</b> Elephant	

<b>C01-121</b> Numbers 1-10 different colours	
<b>C01-128</b> Set of letters A-Z different colours	

<b>D01-007</b> Snake-2 (set of 11 pcs) size 520cm	
<b>D01-008</b> Parrot	
<b>D01-009</b> Ladybird	
<b>D01-010</b> Duck	
<b>D01-011</b> Salamander	
<b>D01-012</b> Snail	
<b>D01-013</b> Bee	
<b>D01-014</b> Head of caterpillar	

**E | WATER ANIMALS**

<b>E01-001</b> Sea star	
<b>E01-002</b> Fish-3	
<b>E01-003</b> Fish-4	
<b>E01-003-B</b> Fish-4 Cussed princess	
<b>E01-004</b> Whale	
<b>E01-005</b> Turtle	

<b>D01-016</b> Rabbit	
<b>D01-017</b> Penguin	

<b>E01-006</b> Crab	
<b>E01-007</b> Dolphin-1	
<b>E01-008</b> Head of crocodile	
<b>E01-009</b> Sea horse	
<b>E01-010</b> Fish-5	
<b>E01-011</b> Frog-1	
<b>E01-011-B</b> Frog Cussed prince	
<b>E01-012</b> Turtle-2	

<b>E01-013</b> Octopus	
<b>E01-014</b> Fish-6	

**F | SMARTSOFT - NATURE**

<b>F01-001</b> Flowers-2 set of 7 pcs	
<b>F01-002</b> Flowers-5	
<b>F01-003</b> Maple leaf	
<b>F01-004</b> Linden leaf	
<b>F01-005</b> Beech leaf	
<b>F01-006</b> Oak leaf	

<b>F01-007</b> Cloverleaf	
<b>F01-008</b> Set of 5 leaves	
<b>F01-009</b> Cloverleaf with numbers 1-4	
<b>F01-010</b> Sun-2	
<b>F01-011</b> Rainbow	
<b>F01-012</b> Moon	
<b>F01-013</b> Mushroom	
<b>F01-014</b> Pear	

<b>F01-015</b> Apple	
<b>F01-016</b> Flowers-6 set of 11 pcs	
<b>F01-017</b> Cloud	
<b>F01-018</b> Palm tree set of 2 pcs	
<b>F01-019</b> Leaf Chestnut	
<b>F01-020</b> Fire	

**H | HOPSCOTCH + GAMES**

<b>H01-001</b> Hopscotch big-boy	
<b>H01-002</b> Hopscotch big-boy 2	

<b>H01-003</b> Hopscotch squares	
<b>H01-004</b> Bubbles 30cm with numbers 1-10	
<b>H01-005</b> Ludo big set of 60 pcs	
<b>H01-006</b> Snake-2 with numbers	
<b>H01-007</b> Caterpillar small with letters	
<b>H01-008</b> Caterpillar small with numbers	
<b>H01-009</b> Caterpillar big with alphabet A-Z	
<b>H01-010</b> Labyrinth	

<b>H01-011</b> Clock	
<b>H01-012</b> Hopscotch crocodile	
<b>H01-013</b> Hopscotch small-boy	
<b>H01-014</b> Hopscotch small-girl	
<b>H01-015</b> Long jump	
<b>H01-017</b> Target with numbers	
<b>H01-018</b> Twister small (circle 18cm) set of 24 pcs	
<b>H01-019</b> Twister big (circle 30cm) set of 24 pcs	

<b>H01-020</b> Ludo small set of 60 pcs	
<b>H01-021</b> Lighthouse set of 9 pcs	
<b>H01-022</b> Start - Finish set of 12 pcs	
<b>H01-023</b> Hopscotch squares color set of 10 pcs	
<b>H01-024</b> Hopscotch fireman 3 different variants	
<b>H01-027</b> Hopscotch set	
<b>H01-028</b> Hopscotch different shapes with numbers	
<b>H01-029</b> Jump tower with numbers	

<b>H01-030</b> Jump leaves with numbers 1-8	
<b>H01-031</b> Jump leaves with numbers 1-10	
<b>H01-032</b> Jump_mirror with animals	
<b>H01-033</b> Jump_mirror with circles	
<b>H01-034</b> Jump_mirror with letters	
<b>H01-035</b> Jump_mirror with stars	
<b>H01-036</b> Jump_side to side with footprints	
<b>H01-037</b> Jump_side to side with numbers	

<b>H01-038</b> Jump_side to side	
<b>H01-039</b> Twister with different shapes	
<b>H01-041</b> Hopscotch castle with letters	
<b>H01-042-B</b> Hopscotch palace B with letters	
<b>H01-043-B</b> Hopscotch tower with numbers	
<b>H01-044-B</b> Hopscotch dragon_B	
<b>H01-046</b> Hopscotch princess	
<b>H01-047-B</b> Hopscotch knight with helmet - B	

**T | SMARTSOFT - TRANSPORT**

<b>T01-001</b> Lights	
<b>T01-003</b> Stop signal	
<b>T01-004</b> Turn left triangle signal 2 dimensions	
<b>T01-005</b> Turn right triangle signal 2 dimensions	
<b>T01-006</b> Danger animals triangle	
<b>T01-007</b> Petrol station signal	
<b>T01-008</b> Cafeteria signal	
<b>T01-009</b> Picnic area signal	

<b>T01-010</b> Petrol station set of 2 pcs	
<b>T01-011</b> Zebra lines 1 pc	
<b>T01-012</b> Dashes 1 pc	
<b>T01-013</b> Striping - letter P	
<b>T01-014</b> Striping - Round Arrow - left	
<b>T01-015</b> Striping - Arrow - turn left	
<b>T01-016</b> Striping - Arrow - turn right	
<b>T01-017</b> Striping - Arrow - stright + left	

<b>T01-018</b> Striping - Arrow - stright + right	
<b>T01-019</b> Striping - Stright Arrow	
<b>T01-020</b> Striping - Right of way	
<b>T01-021</b> Right of way signal	
<b>T01-022</b> Highway sign	
<b>T01-026</b> Way direction sign	
<b>T01-027</b> Striping - street line	
<b>T01-028</b> No Parking sign	

<b>T01-031</b> Submarine	
<b>T01-032</b> Tractor with trailer set of 12 pcs	
<b>T01-033</b> Locomotive and wagon set of 10 pcs	
<b>T01-034</b> Striping 180°	
<b>T01-035</b> Striping - Parking	
<b>T01-036</b> Ambulance	
<b>T01-037</b> Fire truck	
<b>T01-038</b> Police car	

**O | SMARTSOFT - OTHER**

<b>O01-003</b> Life buoy	
<b>O01-008</b> Fire hose nozzle	
<b>O01-009</b> Hydrant	
<b>O01-010</b> Symbols set	
<b>O01-012</b> Target stand with 3 arrows	
<b>O01-013</b> 2D Winners podium	
<b>S01-001</b> 3D Emoticon YES	
<b>S01-002</b> 3D Emoticon NO	

**S | SMARTSOFT - 3D SHAPES**

<b>S01-003</b> 3D Ladybird	
<b>S01-004</b> 3D Turtle	
<b>S01-004</b> 3D Sea star	
<b>S01-016</b> 3D Stone with number	
<b>S01-018</b> Set of 3D Stones with number 1-10	
<b>S01-019</b> 3D Stone simple	
<b>S01-020</b> 3D Stone with letter A-Z	
<b>S01-022</b> Set of 3D Stones with letter A-Z	

<b>S01-023</b> 3D Compass set of 13 pcs	
<b>S01-024</b> 3D Sun set of 13 pcs	
<b>S01-025</b> 3D Snake	
<b>S01-027</b> 3D Head of crocodile	
<b>S01-028</b> 3D Caterpillar head	
<b>S01-029</b> 3D Bumb with number 1-9 1 pcs	
<b>S01-030</b> 3D Bumb simple	
<b>S01-031</b> 3D Tail of caterpillar simple	
<b>S01-032</b> 3D Tail of caterpillar with number	

<p><b>S01-033</b> 3D Caterpillar set with number 1-6</p> 	<p><b>S01-034</b> MINI Tunnel</p> 	<p><b>S01-052-050A</b> EPDM Ball 1 colour diameter 50cm</p> 	<p><b>S01-041</b> Tunnel-3 stainless bottom part 2500 mm diameter 635 mm</p> 
<p><b>S01-036</b> 3D Caterpillar set without numbers</p> 	<p><b>S01-046</b> 3D Miss Hippo</p> 	<p><b>S01-052-050B</b> EPDM Ball 2 colours (different colours available)</p> 	<p><b>S01-054</b> 3D Winners podium – set of 3 EPDM seaters with number 1-3</p> 
<p><b>S01-037</b> 3D Ladybird with holes</p> 	<p><b>S01-047</b> 3D Shark 2 parts: head + jaw</p> 	<p><b>S01-052-050G</b> EPDM Ball with graphics</p> 	<p><b>S01-055-C</b> 3D Spider coloured legs</p> 
<p><b>S01-038</b> 3D Whale with fountain</p> 	<p><b>S01-048</b> EPDM Seater 1 colour, height: 30, 40, 50 cm</p> 	<p><b>S01-053-050A</b> EPDM Half balls 1 colour diameter 50cm</p> 	<p><b>S01-057</b> 3D Ludo big circle</p> 
<p><b>S01-044</b> 3D Ant hill small Coral reef</p> 	<p><b>S01-048-G</b> EPDM Seater with graphics</p> 	<p><b>S01-053-050G</b> EPDM Half ball with graphics diameter 50cm</p> 	<p><b>S01-058</b> 3D Crocodile half balls 3D head + tail 2D legs</p> 
<p><b>S01-045</b> MINI Tunnel Coral reef</p> 	<p><b>S01-049</b> EPDM Cube 1 colour 40x40x40 cm</p> 	<p><b>S01-038B</b> 3D Whale 2 parts</p> 	<p><b>S01-058-B</b> 3D Crocodile half balls with numbers, 3D head+tail, 2D legs</p> 
<p><b>S01-045B</b> MINI Tunnel Ant hill</p> 	<p><b>S01-050</b> EPDM Cube with graphics 40x40x40 cm</p> 	<p><b>S01-039</b> Tunnel-1 stainless bottom part 2000 mm diameter 635 mm</p> 	<p><b>S01-059</b> 3D Crocodile 3D body 2D head, tail and legs</p> 
<p><b>S01-026</b> 3D Ant hill small</p> 	<p><b>S01-051</b> EPDM Cube each side with different colour</p> 	<p><b>S01-040</b> Tunnel-2 stainless bottom part 2250 mm diameter 635 mm</p> 	<p><b>S01-059-B</b> 3D Crocodile 3D body with numbers 2D head, tail and legs</p> 

# PACKING OF GRAPHIC COMPONENTS

We always try to find out the most effective and cheapest solution of packing and transport of our products to customers. Each consignment is calculated separately according to weight, measurement and place of delivery. It is always more effective to ship more pieces of components by one transport.

- ▶ 2D and 3D graphic components are packed in paper cartons and wrapped by PVC.
- ▶ Bigger products are put into wooden box in order to prevent damage during transport.
- ▶ Some graphics are packed on appropriate wooden pallets with shrink wrap.




Our full graphics range and colour modifications are available at: [www.epdm-graphics.com](http://www.epdm-graphics.com).  
 Download in a separate PDF file.  
 Other colour options of our products on request.  
 If you need special design according to your own specification, just send us your drawing to [graphics@4soft.cz](mailto:graphics@4soft.cz).

# EPDM LOGO

**GREAT WAY OF PROMOTING YOUR NICE WORK IS TO INSTALL LOGO DIRECTLY INTO EPDM SAFETY SURFACE.**

4soft can make your logo along with appropriate sent data by email. After receiving data, we make our drawing and offer.

It is not only good promotion of your work, but it is possible to offer this marking to investors, municipalities, sponsors or any organization who wants to be visible on playground surface.





**4soft, s.r.o.**  
Krkonošská 625  
468 41 TANVALD  
The Czech Republic

mobil: +420 603 203 745  
e-mail: [graphics@4soft.cz](mailto:graphics@4soft.cz)  
[www.epdm-graphics.com](http://www.epdm-graphics.com)