

Europlay®



Creative playgrounds





Your dealer:

EUROPLAY LC

Eegene 9 | 9200 Dendermonde | Belgium
+32 (0)52 22 66 22 | info@europlay.eu
www.europlay.eu



Europlay®

Imaginative play!

Growth through innovation

Europlay was established more than 30 years ago. Thanks to our continuous search for innovation, we have managed to become a leading manufacturer and supplier of children's playground equipment.

Creativity and production go hand in hand

Our design department creates contemporary playground equipment which enables children to be and stay themselves while playing.

The key combination of a motivated team of skilled workpeople and modern machinery guarantees the production and supply of equipment to more than 20 countries worldwide.

Mission

Europlay manufactures imaginative playground equipment – for public use – designed to stimulate creative play.







Europlay®
EXPLORING THE WORLD OF PLAY



Contents

Play values	4
Colours and themes	5
Safety and warranty	6
Environment	7
Materials	8
Types of wood used	8
Metals, plastics and ropes	10
Materials and finishing	13
Pole fixings	13
Shock-absorbing surface	14
Eco-flex rubber safety tiles	15
Eco-mulch woodchips	15
Product overview	16
Movement: swings, bouncing & turning, spring mobiles	28
For the little ones: toddler corner, toddler village, fairy land, decorative signs, play panels	64
Transportation: land, sea & air	132
Slides: freestanding slides, hill slides & outdoor stairs	156
Sand playground equipment	170
Sports and games	182
Wooden climbing units	194
Metal climbing units: universe	212
Wooden structures: low structures, high structures, combination structures, add-on elements	230
Adventure: toddler adventure trail, wooden adventure path, metal adventure path	282
Furniture	314
Borders & fencing	326

Explanation of symbols

 3,9 x 2,6 x 2,8 m	Length x width x height	 3 - 15	Age category
 1,60 m	Fall height	 2 ☺ - 6 ☺ 	Number of people ☺ - Working hours ☺ - Concrete required 

Due to our commitment to continuous improvement we reserve the right to apply changes without prior notice of termination. The designs, colours and/or photos and/or sizes specified and/or age categories in this catalogue are only illustrative and may sometimes differ from the included installation manual. Only the latter is valid based on the European standard EN 1176.

Copyright © Europlay 2021, No part of this publication may be reproduced and/or published by print, photocopy, microfilm or any other means without prior written permission of the publisher. Subject to printing and typographical errors.

Responsible publisher: Europlay NV - Eegene 9 - 9200 Dendermonde (Belgium) www.europlay.eu

Play values

The play value of a playground equipment is the summary of all play elements. This game mode is the most important criterion in choosing playground equipment. We are proud that no other brand offers as much play value as Europlay!

Swinging



Sliding



Climbing · clambering



Rotating



Balancing



Meeting · interaction



Hanging · strength



Imagination



Playing educationally



Fine motor skills



Crawling



Inclusive play



Relaxing



Colours

Children love colours and experience them as a sign of joy. Colours help children to express their emotions and make distinctions. Bright colours are a great attraction to children and are therefore the hallmark of the “Europlay playground equipment”.



Themes

Children always dream and fantasize while they are playing. They want to drive a fireman’s car, fly like a real pilot, and explore the world as a train driver with a high speed train.


The Europlay themes create a world of experiences and entice the children’s phantasy.

These playground equipment contribute to the development and creativity of little children.

When your imagination comes to life...



Scan me and watch the video!



Safety and warranty

Safety

Europlay stands for innovative, challenging and safe playground equipment. Each new design is trying to combine and reconcile safety and childfriendliness. The European EN-1176 safety certificate is proof of this!

Warranty*

Lifetime warranty

- on stainless steel components (except for moving & mechanical parts)
- on galvanised steel components
- on HDPE panels

15 years

- on robinia

10 years


- on corrosion and structural failures of powder coated steel components (except for springs, moving & mechanical parts, and fixing materials)
- on dry rot (larch and oak)
- on synthetic materials

5 years

- on springs
- on ropes and net components

2 years

- on structural failures of components due to manufacturing errors



* The specific conditions of warranty can be found in Europlay's general terms and conditions of sale.
* No guarantee can be given if wooden posts are installed in bark.
* The warranty is only valid for playground equipment.



Environment



The use of environmentally friendly wood:

- no residual waste by avoiding the use of heavy metals (no impregnation with metal salts)
- the use of certified wood; a PEFC certificate of origin is included
- the use of European types of wood protects the tropical rainforest and limits the emission of CO₂
- the application of the different types of wood according to their own natural durability makes that no further wood treatment is required





Types of wood used

The natural lifespan of wood is being expressed according to a certain “durability class” in which a distinction is made between the use above the ground (durability class III) and the use in the ground (durability class I to II).



The most commonly used wood species at Europlay is **larch** (class III). This type of wood contains very little sapwood and a durable core, which makes it ideal for use in outdoor applications. Larch wood is also being processed in the Eco-Play product range.



Douglas (class III) is used as an alternative for straight and strong wooden structures. This type of wood contains more sapwood than larch so it is applicable to round wood of which the sapwood has mostly been milled.



Oak (class II) is a durable, stable type of wood that is only applied for round poles and square poles which come in direct contact with the ground.

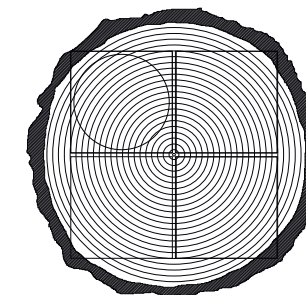


Wood with a natural durability is used

The sawn timber has two parts: the sapwood (the outer part) and the heartwood (the inside of the trunk, mostly darker coloured). This heartwood is, in contrast to the sapwood, naturally durable.

Compared to cheaper pine wood, woods such as larch, douglas and oak contain relatively few sapwood and thus dispose of a great natural durability, making them especially suitable for outdoor use.

As a consequence, heavy metals are not required for the protection of this wood types.



The round wooden poles are cut outside the pith

All round poles come from quartered sawn timber. This is wood cut outside the pith from which subsequently a round pole is milled.

Advantages:

- no or little cracks in the roundwood
- not many splinters

Are larch and douglas wood better than pine?

Larch and douglas wood components are significantly heavier, stronger and more durable than pine.



Impregnated **pine** pole after 6 months, treated with heavy metals

Stained, untreated **larch** pole after 6 months without the use of heavy metals

Is the timber being treated?

Durable types of wood, such as larch, do not need a specific treatment. Untreated wood, however, becomes grey over time. Therefore, the wood gets an additional wood color by adding a light-coloured tint, which is much more colourfast than impregnated wood.

Europlay®

TYPES OF WOOD USED IN EUROPLAY PRODUCTS

General characteristics of larch, douglas and oak wood:

- round wooden posts milled cylindrically or planed square posts or boards
- cut outside the pith
- stained pre-emptively against greying of wood
- most vertical posts are put on metal post feet for in-ground or surface fixing

Europlay uses each type of wood according to its natural characteristics. This eventually means that any type of wood can be used provided the sustainability will not be compromised.



Metals, plastics and ropes

METAL



Three types of metal are being used: steel, aluminium and stainless steel.

All steel components are being sandblasted and treated against corrosion, whereupon they receive a final colour by means of a polyester powdercoating. This entire treatment process offers high-quality characteristics and ensures colour fastness.

Aluminium parts are always anodised and coloured by means of a polyester powdercoating.

Stainless steel components offer a high durability and protection against corrosion, as well as an everlasting good look.

All metal materials are 100% recyclable.

PLASTICS



Synthetic elements consist of polyethylene, polypropylene, polyamide or polycarbonate. The materials are selected and processed depending on their strength and applicability.

All plastic components are UV-resistant and protected against breaking and colour changes.

HDPE polyethylene sheets (High Density Polyethylene) are produced specifically for the creation of playground equipment. This product's high density offers an absolute added value against deformations.

All synthetic panels are recyclable. The panels have a black core and have been made out of recycled materials.



ROPES



Europlay's ropes and net constructions are made of vandalism resistant steel cables. These consist of an interweaving of thin galvanised steel wires. This construction ensures rope flexibility and resistance against heavy overload and pulling force.

The galvanised steel wires are eventually covered by polypropylene. This cover makes grabbing easier and gives a pleasant feeling in children's hands.

Ropes and nets are available in different attractive colours.

Europlay®


METALS, PLASTICS AND ROPES

General characteristics:


- all metal components have been treated against corrosion and maintain an everlasting good look
- all synthetic components are UV-resistant and protected against breaking and colour changes
- all ropes and nets are made of steel cables covered by polypropylene



Materials and finishing



Synthetic hand grips



Polyethylene sheets with double coloured layer (sandwich panels)




Vandalism resistant synthetic pole caps. Aluminum clamping system.



Ropes and nets polypropylene rope (Ø 16 mm) with steel wire reinforcement




Round wooden poles (Ø 10, 12 and 14 cm) cut out the pith. At the end each pole is neatly cut back and crowned.



Anti-slip rock wall with polyethylene climbing hand grips



Vandalism resistant synthetic connection clamps. Metal parts are treated against corrosion and powdercoated with polyester.



Vandalism resistant protection caps made of polyamide



Stainless steel slide with HDPE safety boards

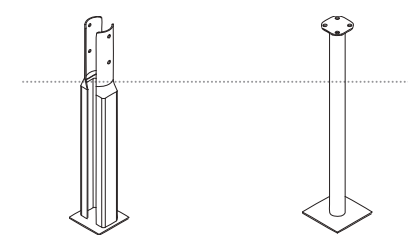
Pole fixings

Direct in-ground fixing with concrete is required for all products of the Eco-Play range, as well as for some classic Europlay products with a high pulling force (e.g. adventure path equipment). Only durable wood types, i.e. oak and robinia, are applied for this kind of direct fixing.

The beams of all remaining Europlay items never touch the surface. All vertical posts are put on galvanised metal post feet to support the fixing of the equipment (Type A: in-ground fixing, Type B: surface fixing).

Advantages:

- higher durability of the wood
- no concrete foundation required in many cases
- choice between in-ground base supports or surface-fix base supports
- in case of an already paved surface the base support (type B) can be adjusted so the equipment can be placed perfectly level
- no additional wood impregnation is required, which makes it impossible for heavy metals to penetrate the ground
- easy to replace poles in the future



type A₁: in-ground base support



type A₂: in-ground base support



type B: surfacefix base support (adjustable)

Products without the reference "A/B" should always be installed into the ground by means of a concrete foundation.



SHOCK-ABSORBING SURFACE

According to the EN1177, each piece of equipment with a fall height of 60 cm or more should dispose of a shock-absorbing surface. A safety zone of 1.5 to 2 m around each unit is therefore required.

An ordinary lawn is no safe soil material and is generally

accepted up to a fall height of only 100 cm. On heavily used playgrounds, a soft lawn quickly turns into a quagmire when it rains or in a layer of hard, tamped earth in drought periods. Other soil materials should be used.

Don't hesitate to contact us if you want more info!



ECO-FLEX®

Rubber safety tiles



ECO-MULCH®

Woodchips



Product overview

SWINGS



REF. S9 60 & S9 61 • p. 31



REF. S160 • p. 32



REF. S180 • p. 33



REF. S185 • p. 33



REF. S19 0 • p. 34



REF. S171 • p. 34



REF. S170 • p. 35



REF. S100 • p. 36



REF. S141 • p. 37



REF. S150 • p. 39



REF. S110 • p. 39

BOUNCING & TURNING



REF. S3 08 • p. 43



REF. S3 08 • p. 43



REF. S3 06 • p. 44



REF. S3 02 • p. 45



REF. S9 00 • p. 46



REF. S9 01 • p. 47



REF. S9 02 • p. 47



REF. S9 05 • p. 48



REF. S9 40 • p. 49



REF. S9 50 • p. 49

SPRING MOBILES



REF. 8040 • p. 54



REF. 8000 • p. 55



REF. 83 00 • p. 55



REF. 8100 • p. 56



REF. 8200 • p. 56



REF. 8400 • p. 57



REF. 8600 • p. 57



REF. 803 0 • p. 58



REF. 8010 • p. 58



REF. 8020 • p. 59



REF. 8800 • p. 59



REF. 89 00 • p. 61



REF. 8700 • p. 61



REF. 8070 • p. 62



REF. 8060 • p. 63



REF. 8065 • p. 63



REF. G710 • p. 68



REF. G700 • p. 68



REF. G801 • p. 71



REF. G802 • p. 71



REF. G800 • p. 73



REF. G803 • p. 73



REF. S400 • p. 78



REF. S410 • p. 79



REF. G200 • p. 79



REF. G719 • p. 80



REF. G550 • p. 86

TODDLER CORNER

TODDLER VILLAGE

Product overview

TODDLER VILLAGE



REF. G500 • p. 87



REF. G560 • p. 88



REF. G511 • p. 90



REF. G570 • p. 93



REF. A69 1 • p. 93



REF. S9 24 • p. 94



REF. S9 20 • p. 95

FAIRY LAND



REF. F200 • p. 101



REF. S9 3 2 • p. 102



REF. F800 • p. 102



REF. F3 00 • p. 103



REF. F500 • p. 103



REF. F700 • p. 105



REF. F9 00 • p. 105



REF. F100 • p. 106



REF. F003 • p. 107



REF. F017 • p. 107



REF. F001 • p. 108



REF. F019 • p. 108



REF. F002 • p. 109



REF. F004 • p. 109



REF. F005 • p. 110



REF. F006 • p. 111



REF. F007 • p. 111



REF. F018 • p. 113



REF. F400 • p. 114



REF. F008 • p. 117



REF. F022 • p. 117



REF. F011 • p. 118



REF. F014 • p. 118



REF. F013 • p. 119



REF. F012 • p. 120



REF. F016 • p. 121



REF. F015 • p. 121



REF. A13 0 • p. 125



REF. A140 • p. 125



REF. A150 • p. 125



REF. A160 • p. 125



REF. A110 • p. 125



REF. A120 • p. 125



REF. A170 • p. 125



REF. A175 • p. 125



REF. S9 3 0 • p. 129



REF. S9 3 1 • p. 129



REF. M065 • p. 130



REF. S9 3 5 • p. 130



REF. S03 8 • p. 131



REF. S03 7 • p. 131



REF. S03 6 • p. 131



REF. S03 5 • p. 131



REF. S03 4 • p. 131



REF. S03 8 • p. 131

DECORATIVE SIGNS

PLAY PANELS

Product overview

TRANSPORTATION



REF. T101 + T201 + T3 00 + T400 • p. 138



REF. T701 + T801 + T9 00 • p. 138



REF. T001 + T801 + T9 00 • p. 140



REF. U100 + U200 • p. 142



REF. T010 & T020 • p. 146



REF. U400 • p. 148



REF. T050 • p. 152



REF. T052 • p. 155

FREESTANDING SLIDES, HILL SLIDES & OUTDOOR STAIRS



REF. G100 • p. 159



REF. G600 • p. 161



REF. E3 00 • p. 161



REF. H512 • p. 166



REF. H112 • p. 166



REF. H521 • p. 166



REF. H121 • p. 166



REF. H526 • p. 166



REF. H126 • p. 166



REF. H600 • p. 167



REF. T270 • p. 168



REF. T271 • p. 168



REF. Z 500 • p. 173



REF. Z 400 • p. 175



REF. Z 200 • p. 175



REF. Z 100 • p. 176



REF. S425 • p. 177



REF. Z 1818 • p. 179



REF. Z 18181 • p. 179



REF. Z 3 00 • p. 181



REF. Z 18182 • p. 181



REF. S9 11 • p. 185



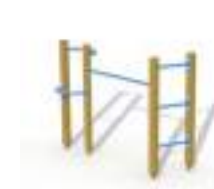
REF. S3 26 • p. 186



REF. S3 21 • p. 187



REF. S3 28S. 188



REF. S3 25 • p. 188



REF. S570 • p. 189



REF. S571 • p. 190



REF. S573 • p. 191



REF. S574 • p. 191



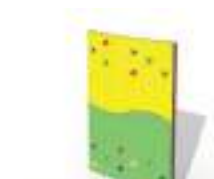
REF. S575 • p. 191



REF. S3 40 • p. 193



REF. S3 41 • p. 193



REF. K100 • p. 197



REF. S23 0 • p. 198



REF. S23 1 • p. 198



REF. S800 • p. 199



REF. S240 • p. 199

SAND PLAYGROUND EQUIPMENT

SPORTS & GAMES

CLIMBING UNITS

Product overview

CLIMBING UNITS



REF. S211 • p. 200



REF. S216 • p. 201



REF. S124 • p. 201



REF. S205 • p. 202



REF. S285 • p. 203



REF. S206 • p. 204



REF. O600 • p. 206



REF. O700 • p. 208



REF. O702 • p. 208



REF. N145 • p. 211

UNIVERSE



REF. E400 • p. 216



REF. E100 • p. 216



REF. E069 • p. 217



REF. M810 • p. 217



REF. E590 • p. 218



REF. E591 • p. 218



REF. E580 • p. 219



REF. E581 • p. 219



REF. E560 • p. 220



REF. E561 • p. 220



REF. E200 • p. 221



REF. E201 • p. 221



REF. E570 • p. 222



REF. E571 • p. 222



REF. E530 • p. 223



REF. E531 • p. 223



REF. E510 • p. 225



REF. E511 • p. 225



REF. E520 • p. 227



REF. E521 • p. 227



REF. E500 • p. 228



REF. E501 • p. 229



REF. S420 • p. 234



REF. S500 • p. 236



REF. S530 • p. 237



REF. S540 • p. 238



REF. S520 • p. 239



REF. S550 • p. 241



REF. S600 • p. 242



REF. S580 • p. 246



REF. S440 • p. 247



REF. S430 • p. 253



REF. S431 • p. 253



REF. S610 • p. 254



REF. S620 • p. 256



LOW STRUCTURES

HIGH STRUCTURES

COMBINATION STRUCTURES

Product overview

COMBINATION STRUCTURES



REF. C007 • p. 264



REF. C008 • p. 265



REF. C001 • p. 267



REF. C002 • p. 269

ADD-ON ELEMENTS



REF. S001 • p. 274



REF. S003 • p. 274



REF. S03 • p. 275



REF. S019 • p. 275



REF. S008 • p. 276



REF. S014 • p. 276



REF. S004 • p. 276



REF. S018 • p. 276



REF. G112 • p. 277



REF. G3 01 • p. 277



REF. G121 • p. 277



REF. G402 • p. 277



REF. S005 • p. 278



REF. S006 • p. 278



REF. S007 • p. 279



REF. S009 • p. 279



REF. S013 • p. 280



REF. S702 • p. 281



REF. S704 • p. 281



REF. A400 • p. 286



REF. A410 • p. 286



REF. A420 • p. 286



REF. A43 0 • p. 287




REF. A440 • p. 287



REF. A69 0 • p. 296



REF. A600 • p. 296



REF. A610 • p. 297



REF. A620 • p. 297



REF. A680 • p. 298



REF. A670 • p. 299



REF. A660 • p. 299



REF. A650 • p. 300



REF. A640 • p. 300



REF. S3 3 5 • p. 301



REF. A63 0 • p. 301



REF. S3 60 • p. 302




REF. S3 61 • p. 303



REF. S3 3 7 • p. 303



REF. S3 3 6 • p. 304



REF. A59 0 • p. 309




REF. A500 • p. 309



REF. A510 • p. 310



REF. A520 • p. 310



REF. A53 0 • p. 311



REF. A540 • p. 311



REF. A550 • p. 312



REF. A560 • p. 312



REF. A570 • p. 313



REF. A580 • p. 313

TODDLER
ADVENTURE TRAIL

WOODEN ADVENTURE PATH

METAL ADVENTURE PATH

Product overview

FURNITURE



REF. P53 1 • p. 317



REF. P560 • p. 317



REF. P571 • p. 318



REF. P59 1 • p. 319



REF. P59 0 • p. 320



REF. P570 • p. 321



REF. P540 • p. 322



REF. P840 • p. 322



REF. P3 50 • p. 323



REF. P200 • p. 324



REF. P212 • p. 324




REF. P521 • p. 325

BORDERS & FENCING




REF. R9 06 • p. 329



REF. A9 50 • p. 330



REF. A180 • p. 330



REF. B260 • p. 331




REF. B060 • p. 331



REF. A100X • p. 332



REF. 2110 • p. 333



REF. D080 • p. 333



REF. R001 • p. 335





Swings

Swinging is a great attraction for children. The child learns to control his balance and to discover his abilities without being subject to real danger.

For each age a custom set of swings exists. Thus swinging becomes a challenge for every child.

For security reasons, we also recommend to install a fence around each swing area to avert passers-by.



Materials


- type of wood: larch
- roundwooden poles Ø 10, 12 and 14 cm cut outside the pith
- metal tubes Ø 6,9, 13 and 14 cm and corner supports treated against corrosion and powdercoated with polyester
- rubber seats, cradle seats and tyre seats on galvanised chains
- maintenance-free, stainless steel swing hooks
- HDPE polyethylene sheets




Fixing

- wooden swings are fixed into the ground by means of metal base supports
- metal swings are fixed directly into the ground


Movement - SWINGS




Toddler swing
REF. S9 60 &
S9 61 • p. 31




Small wooden swing
REF. S160 • p. 32




Cross swing
REF. S180 • p. 33




Metal T-swing
REF. S185 • p. 33




Metal swing
REF. S19 0 • p. 34




Metal flying saucer
REF. S171 • p. 34




Wooden flying saucer
REF. S170 • p. 35




Heavy swing
REF. S100 • p. 36



Group swing
REF. S141 • p. 37



Hexagonal swing
REF. S150 • p. 39



Family swing
REF. S110 • p. 39

Toddler swing - S960

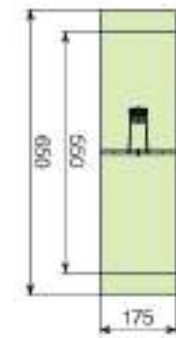
cradle seat L13 0 included

1,8 x 0,3 x 1,7 m

1,00 m

0 - 4

2 ☺ - 2 ⌚ 🚚



(12 m² loose soil material)
(10 m² solid soil material)



Double toddler swing - S961

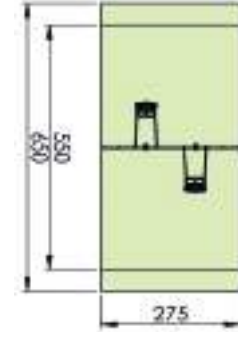
2 cradle seats L13 0 included

2,8 x 0,3 x 1,7 m

1,00 m

0 - 4

2 ☺ - 3 ⌚ 🚚



(18 m² loose soil material)
(16 m² solid soil material)



Small wooden swing - S160

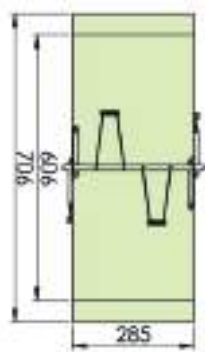
2 rubber seats L120 included

3,3 x 2,0 x 2,2 m

1,20 m

2 - 10

2 ☺ - 4,5 ⌚ 🚚



(21 m² loose soil material)
(18 m² solid soil material)



Cross swing - S180

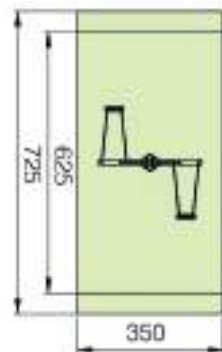
2 rubber seats L120 included

2,5 x 0,4 x 2,9 m

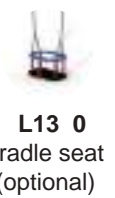
1,20 m

2 - 10

2 ☺ - 4 ⌚ 🚚



(26 m² loose soil material)
(22 m² solid soil material)



Metal T-swing - S185

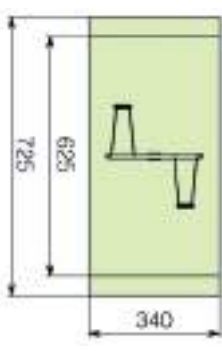
2 rubber seats L120 included

2,6 x 0,2 x 2,1 m

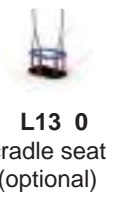
1,20 m

2 - 10

2 ☺ - 4 ⌚ 🚚




(25 m² loose soil material)
(22 m² solid soil material)




Metal swing - S190


2 rubber seats L120 included




3,2 x 1,2 x 2,7 m



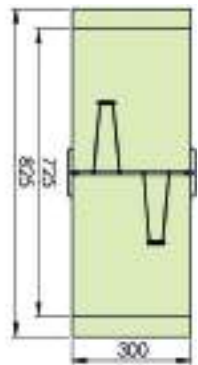
1,50 m



4 - 15




2 ☺ - 4 ⌚ 🚚




(25 m² loose soil material)
(22 m² solid soil material)




Wooden flying saucer - S170




3,8 x 2,6 x 2,8 m



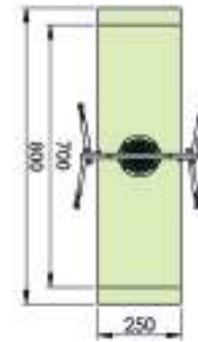
1,60 m



3 - 15




2 ☺ - 4,5 ⌚ 🚚




(20 m² loose soil material)
(18 m² solid soil material)




Metal flying saucer - S171




3,2 x 1,2 x 2,7 m



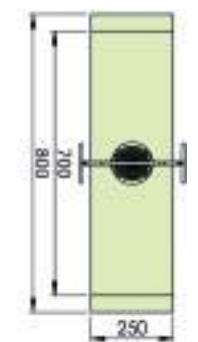
1,60 m



3 - 15



2 ☺ - 4 ⌚ 🚚



(20 m² loose soil material)
(18 m² solid soil material)



Heavy swing - S100 » S101

S101 (2 rubber seats L120 included)

3,9 x 2,6 x 2,8 m

1,50 m

4 - 15

2 ☺ - 4,5 ☹ 🚚

(26 m² loose soil material)
(23 m² solid soil material)

L120 rubber seat

L100 swing tyre

L13 0 cradle seat (optional)

S100 (2 swing tyres L100 included)


3,9 x 2,6 x 2,8 m

1,60 m

4 - 15

2 ☺ - 4,5 ☹ 🚚

(28 m² loose soil material)
(24 m² solid soil material)



Group swing - S141

5,6 x 2,3 x 3,2 m


1,80 m

6 - 15

2 ☺ - 5,5 ☹ 🚚



(46 m² loose soil material)
(59 m² solid soil material)





S150-151 combined



S150

Hexagonal swing - S150 » S151

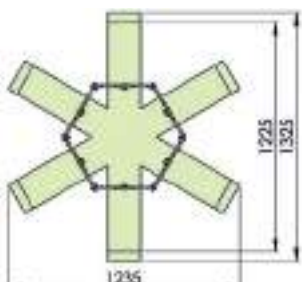
S151 (6 seats with brace L122 included)

6,6 x 5,9 x 2,6 m

1,40 m

4 - 15

3 ☺ - 6 ⌚



(62 m² loose soil material)
(57 m² solid soil material)

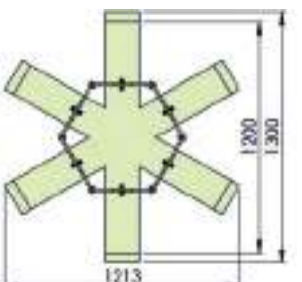
S150 (6 tyre seats L101 included)

6,6 x 6,1 x 2,6 m

1,50 m

4 - 15

3 ☺ - 6 ⌚



(61 m² loose soil material)
(56 m² solid soil material)

L122
seat with brace

L101
tyre seat

L13 0
cradle seat (optional)



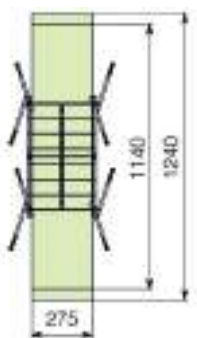
Family swing - S110

7,5 x 4,0 x 3,5 m

1,75 m

3 - 15

2 ☺ - 8 ⌚



(35 m² loose soil material)
(32 m² solid soil material)





Bouncing & turning

Bouncing and turning is both playing and moving at the same occasion.

Children love it. Sitting or standing, turning or bouncing, swinging or hanging,...

Movement is central at any playground.



Materials

- type of wood: larch
- round wooden poles (Ø 12 and 14 cm) cut outside the pith
- metal tubes (Ø 3, 5, 9 and 13 cm) treated against corrosion and powdercoated with polyester
- maintenance-free axes and turning mechanisms
- HDPE polyethylene sheets
- tyres or rubber shock absorbers
- steel springs (thickness 20 mm) powdercoated with polyester



Fixing

- ground anchor or metal base supports for in-ground fixing

Movement - BOUNCING & TURNING



Seesaw Socrates
REF. S3 08 • p. 43



Seesaw Einstein
REF. S3 08p. 43



Seesaw Edison
REF. S3 06 • p. 44



Seesaw Newton
REF. S3 02 • p. 45



Merry-go-round
REF. S9 00 • p. 46



Carrousel
REF. S9 01• p. 47



Spider
REF. S9 02 • p. 47



Saturnus
REF. S9 05 • p. 48



Dancing flower
REF. S9 40 • p. 49



Walking barrel
REF. S9 50 • p. 49

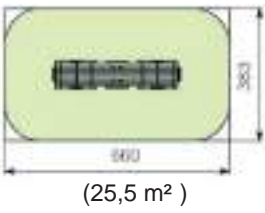
Seesaw Socrates - S308

3,6 x 0,9 x 1,4 m

0,90 m

4 - 12

2 ☺ - 4 ☹



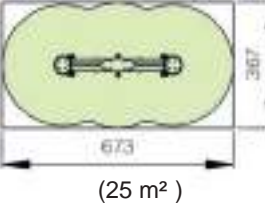
Seesaw Einstein - S303

3,8 x 0,7 x 1,4 m

0,95 m

4 - 12

2 ☺ - 3 ☹



Seesaw Edison - S306 » S307

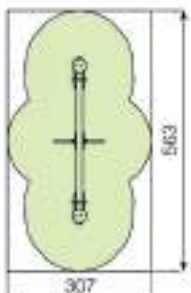
S306 (2 persons)

3,7 x 1,1 x 0,9 m

0,95 m

3 - 12

2 ☹ - 3 ☺ 🚚



(17,5 m²)

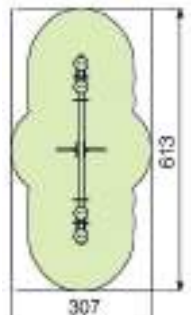
S307 (4 persons)

4,2 x 1,1 x 0,9 m

0,95 m

3 - 12

2 ☹ - 3 ☺ 🚚



(19 m²)



Seesaw Newton - S302 » S300

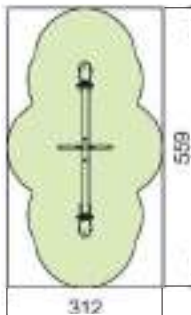
S302 (2 persons)

3,6 x 1,1 x 0,9 m

0,95 m

4 - 12

2 ☹ - 3 ☺ 🚚



(17,5 m²)

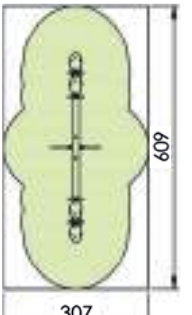
S300 (4 persons)

4,1 x 1,1 x 0,9 m

0,95 m

4 - 12

2 ☹ - 3 ☺ 🚚



(19 m²)



Merry-go-round - S900

Ø 1,4 x H 0,8 m

0,75 m

3 - 10

2 ☺ - 3 ☹

Ø 533
(23,5 m²)



Carrousel - S901

Ø 1,5 x H 0,8 m

0,75 m

3 - 10

2 ☺ - 3 ☹

Ø 543
(23,5 m²)



Spider - S902

Ø 1,5 x H 0,8 m

0,80 m


3 - 15

2 ☺ - 3 ☹

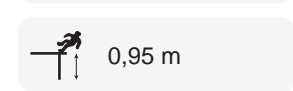
Ø 550
(24 m²)



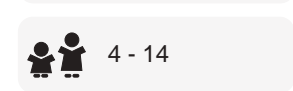
Saturnus - S905




Ø 1,9 x H 1,6 m



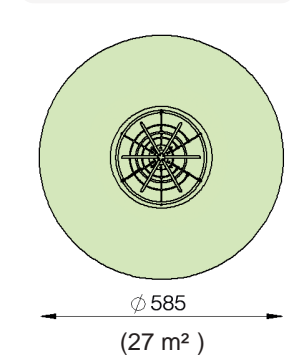
0,95 m



4 - 14



2 ☺ - 4 ☺ 🚚



Ø 585
(27 m²)




Dancing flower - S940




Ø 0,5 x H 1,2 m



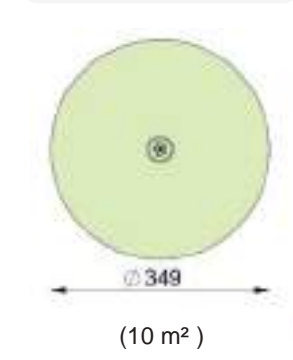
0,16 m



3 - 8




1 ☺ - 1,5 ☺ 🚚



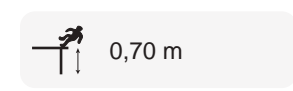
Ø 349
(10 m²)




Walking barrel - S950




1,4 x 0,9 x 1,6 m



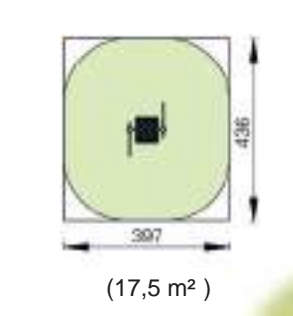
0,70 m



6 - 12



2 ☺ - 3,5 ☺ 🚚



3997 x 4386
(17,5 m²)





Spring mobiles

Little children love playful and colourful characters! A spring wobbles and swings gently in all directions and allows a child to imagine riding his favorite horse, a motorcycle or even a real aircraft.

The spring mobile range has many other applications. Bouncing all alone is possible, but also together with mum, dad and big sister! The recurrent control on the physical exercise is a challenge for the child and helps to further develop the sense of balance.



Materials

- types of wood: larch and padauk (tropical hardwood)
- HDPE polyethylene sheets
- steel springs (thickness 20 mm) powdercoated with polyester
- all metal components have been treated against corrosion and powdercoated with polyester
- bolts and nuts are fully covered by plastic flower-shaped protection caps



Fixing

- in-ground fixing with galvanised ground anchor

Movement - SPRING MOBILES



Racebike
REF. 8040 • p. 54



Duck
REF. 8000 • p. 55



Dolphin
REF. 83 00 • p. 55



Pony
REF. 8100 • p. 56



Rabbit
REF. 8200 • p. 56



Motorbike
REF. 8400 • p. 57



K angaroo
REF. 8600 • p. 57



Tortoise
REF. 803 0 • p. 58



Half moon
REF. 8010 • p. 58



Full moon
REF. 8020 • p. 59



Super seesaw
REF. 8800 • p. 59



Double duck
REF. 89 00 • p. 61



Sunflower
REF. 8700 • p. 61



Balance bench
REF. 8070 • p. 62



Surfboard
REF. 8060 • p. 63



Spring board
REF. 83 00 • p. 63




Racebike - 8040



1,1 x 0,4 x 0,8 m



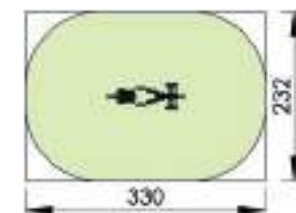
0,70 m



2 - 6



1 ☹ - 3 ☺




330 232

(8 m²)




As an extra play value, children can also spin the rear wheel that is moveable.


Duck - 8000




0,9 x 0,3 x 1,0 m



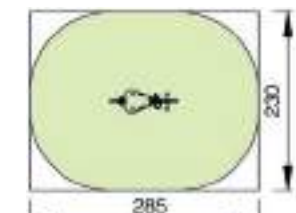
0,55 m



2 - 6



1 ☹ - 3 ☺




285 200


(7 m²)




Dolphin - 8300




1,1 x 0,3 x 0,9 m



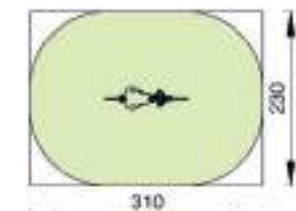
0,55 m



2 - 6



1 ☹ - 3 ☺




310 230


(7,5 m²)




Pony - 8100




1,0 x 0,3 x 1,0 m



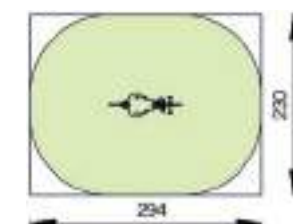
0,55 m



2 - 6




1 ☹ - 3 ☺




234
230
(7 m²)



Motorbike - 8400




1,1 x 0,4 x 1,0 m



0,65 m



2 - 6




1 ☹ - 3 ☺



304
230
(7 m²)



Rabbit - 8200



1,0 x 0,3 x 0,9 m



0,55 m



2 - 6



1 ☹ - 3 ☺



290
230
(7 m²)



Kangaroo - 8600



0,9 x 0,4 x 1,1 m



0,50 m



2 - 6



1 ☹ - 3 ☺



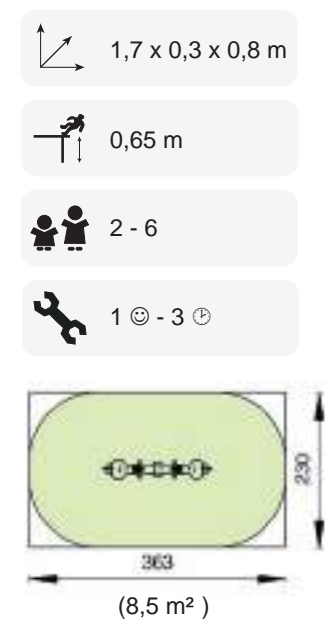
290
234
(7 m²)



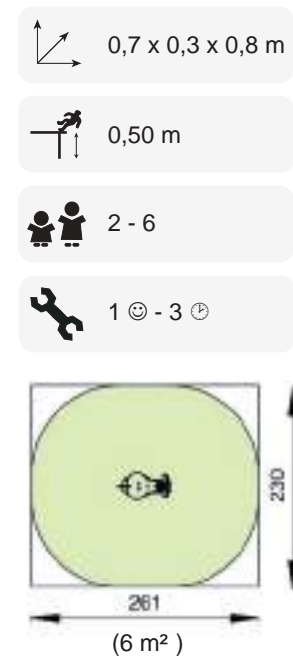
Tortoise - 8030



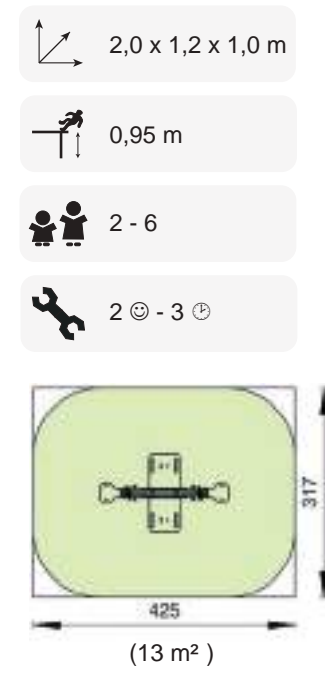
Full moon - 8020



Half moon - 8010



Super seesaw - 8800





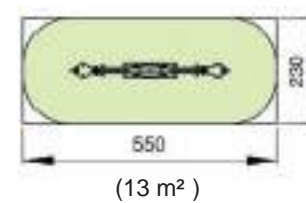
Double duck - 8900

3,5 x 0,3 x 1,0 m

0,70 m

4 - 10

2 ☺ - 3,5 ☺



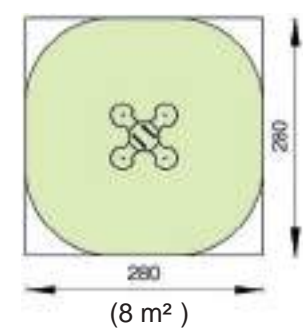
Sunflower - 8700

1 x 1 x 0,7 m

0,60 m

2 - 6

1 ☺ - 3 ☺

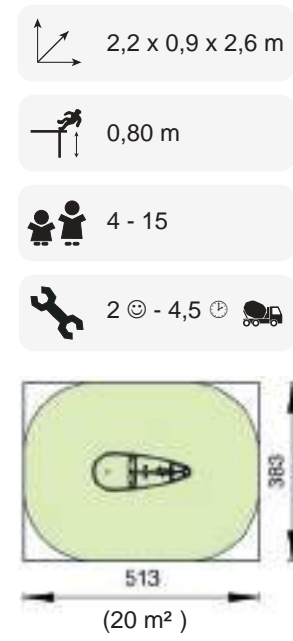


Balance bench - 8070

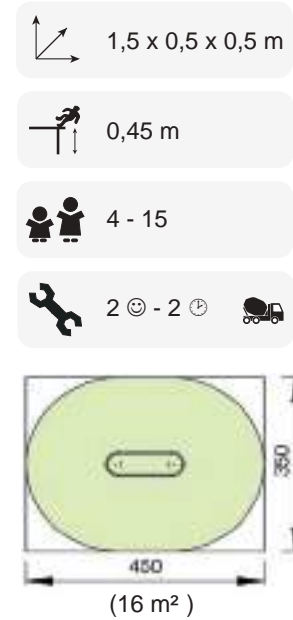
Type of wood: padauk (tropical hardwood)



Surfboard - 8060



Spring board - 8065



The springs have been designed in such a way that no one can ever get stuck. Moreover, the elasticity has also been calculated especially for children so that movement will always be guaranteed during play.





Toddler corner

Toddlers want to explore the world and love experimenting, climbing and sliding down gently. Colours and nice figures stimulate their imagination.

Children want to discover playing options themselves. That way they learn to evaluate and deal with what they are already able to do, what they dare to do and how to achieve their goals. They learn how to play together with other children as well.

When playing, children amply develop their motor and physical skills.



Materials

- type of wood: larch and oak
- HDPE polyethylene sheets
- metal parts treated against corrosion and powdercoated with polyester

For the little ones - TODDLER CORNER



Snail
REF. G710 • p. 68



Butterfly garden
REF. G700 • p. 69



Prince & princess
REF. G801 • p. 71



Cowboy & indian
REF. G802 • p. 71



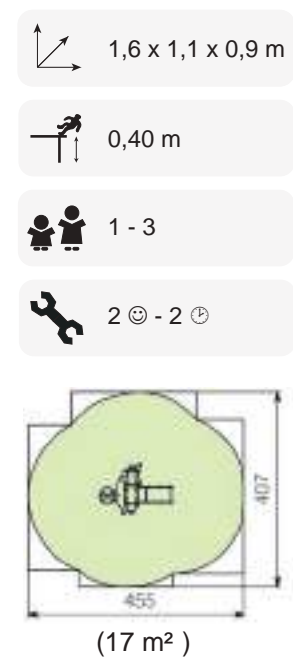
Heroes
REF. G800 • p. 73



Pirate island
REF. G803 • p. 73



Snail - G710 (A/B)



This product is largely preassembled.



Butterfly garden - G700 (A/B)



This product is largely preassembled.



G801



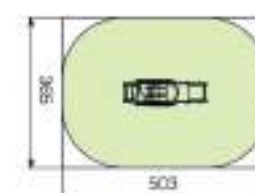
Prince & princess - G801 (A/B)

2,1 x 0,7 x 1,4 m

0,55 m

1 - 3

2 ☺ - 1,5 ☺



(18,5 m²)

Completely preassembled.



TODDLER CORNER

G802



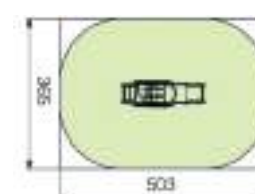
Cowboy & indian - G802 (A/B)

2,1 x 0,7 x 1,4 m

0,55 m

1 - 3

2 ☺ - 1,5 ☺



(18,5 m²)

Completely preassembled.



G800



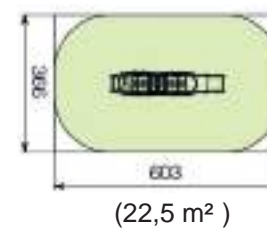
Heroes - G800 (A/B)

3,1 x 0,7 x 1,4 m

0,55 m

1 - 3

2 ☺ - 1,5 ☺



Completely preassembled.



TODDLER CORNER

G803



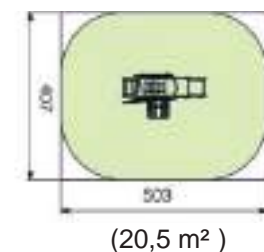
Pirate island - G803 (A/B)

2,1 x 1,1 x 1,4 m

0,55 m

1 - 3

2 ☺ - 1,5 ☺



Completely preassembled.





Toddler village

Toddlers adore security!

Little children like to play hide and seek, to play games together and to separate themselves from the outside world. Each cottage becomes a shielding from reality...

Themes such as mushrooms or animal characters hereby create a playful and natural environment.



Materials

- types of wood: larch and oak
- round wooden poles (Ø 10 and 12 cm) cut outside the pith
- 9 x 9 cm square posts
- stainless steel slide with HDPE safety boards or plastic slide
- roof shelves with tongue and groove system
- polyethylene crawl tunnel
- HDPE polyethylene sheets
- all metal components have been treated against corrosion and powdercoated with polyester
- polypropylene ropes and nets (Ø 16 mm) with steel wire reinforcement
- synthetic climbing grips



Fixing

- metal base supports for in-ground (type A) or surface (type B) fixing

For the little ones - TODDLER VILLAGE



Goblin house
REF. S400 • p. 78



Toy shop
REF. S410 • p. 79



Happy duo
REF. G200 • p. 79



The caterpillar & the apple
REF. G719 • p. 80



Baby lobster
REF. G550 • p. 86



Lions' den
REF. G500 • p. 87



Mammoth
REF. G560 • p. 88



Paradisio
REF. G511 • p. 90



Crawling hole
REF. G570 • p. 93



Stepping posts
REF. A69 • p. 93



Flower
REF. S9 24 • p. 94



Mushroom
REF. S9 20 • p. 95



Goblin house - S400 (A/B)

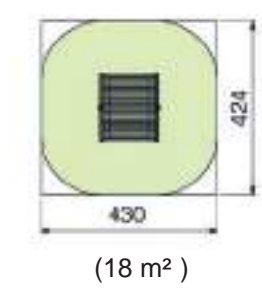
incl. two benches and one table

1,7 x 1,5 x 2,0 m

0,70 m

3 - 8

2 ☺ - 4 ☺



Toy shop - S410R » S410G (A/B)

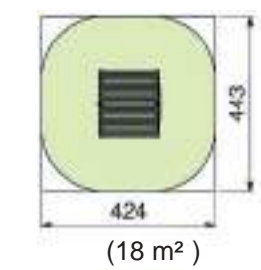
incl. two benches and one table

1,7 x 1,5 x 2,0 m

0,80 m

3 - 8

2 ☺ - 4,5 ☺



S410R

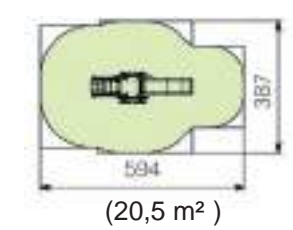
Happy duo - G200 (A/B)

3,0 x 1,0 x 1,6 m

0,85 m

2 - 6

2 ☺ - 3 ☺



This product is largely preassembled.



THE CATERPILLAR & THE APPLE



STARTING POINT

15% of children under 10 are overweight with only four in ten eating enough fruit and vegetables.

HOW TO ENCOURAGE YOUR KIDS TO EAT MORE HEALTHY FOOD?

In order to unconsciously influence a child's behaviour and decisions, link their learning to play. Healthy food becomes more tempting by linking it to a fun experience. This attractive playground equipment can deliver a positive message.

When children focus on the possible experience of play, the effect of their surroundings is a powerful way to influence their choices.

Children will see that the caterpillar loves eating the apple. This equipment will demonstrate that eating fruit has a positive effect on health and happiness.

HOW DO YOU ENCOURAGE CHILDREN TO PLAY MORE?

Research shows that playground equipment in the shape of an animal, especially for small children, is very attractive.



Playground equipment with a theme invites children, but also adults, to eat **healthy food** and at the same time **stimulate movement**.



The caterpillar & the apple - G718 » G720 (A/B)



Tremble tail





Crawl hole



Climbable
sidewalls



Abacus



Stainless
steel slide



Sliding puzzle
L719



Four in a row
L720



Crawl tunnel

Optional: 2 play panels*

* The play panels can be installed in the front section of the shorter version (G719).

The caterpillar & the apple - G718 » G720 (A/B)

1,00 m

G718

2,5 x 0,6 x 1,7 m

2 ☺ - 2 ☺

(19,5 m²)

2 - 7

G719

3,2 x 2,5 x 1,7 m

2 ☺ - 2,5 ☺

(34 m²)

5,0 x 2,5 x 1,7 m

G720

5,0 x 2,5 x 1,7 m

2 ☺ - 3,5 ☺

(45 m²)

Optional: 2 play panels for G719 & G720*

Sliding puzzle
L719

Four in a row
L720

* The play panels can be installed in the front section of the shorter version (G719).




TODDLER VILLAGE

G720 + L720 + L719




Baby lobster - G550 » G553 (A/B)


G550 (stainless steel slide with straight fireman's pole) - G551 (stainless steel slide with spiral fireman's pole)
G552 (plastic slide with straight fireman's pole) - G553 (plastic slide with spiral fireman's pole)




2,3 x 1,7 x 1,9 m



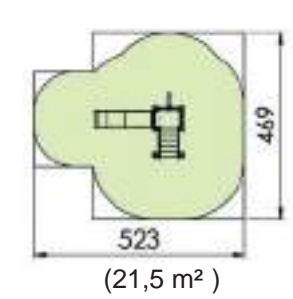
1 m



2 - 6



2 ☺ - 2,5 ☹




This product is largely preassembled.




Lion's den - G500 » G501 (A/B)


G500 (stainless steel slide) - G501 (plastic slide)




3,1 x 1,9 x 1,6 m



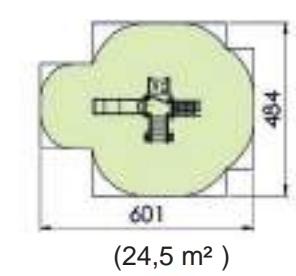
1 m



2 - 6



2 ☺ - 3 ☹



This product is largely preassembled.



* Drawing not fully compliant



Mammoth - G560 » G567 (A/B)

G560 (stainless steel slide, arched bridge, straight fireman's pole) - G561 (stainless steel slide, crawl tunnel, straight fireman's pole)
G562 (stainless steel slide, arched bridge, spiral fireman's pole) - G563 (stainless steel slide, crawl tunnel, spiral fireman's pole)

 4,7 x 1,9 x 1,9 m

 1 m

 2 - 6

 2 ☺ - 5 ☹ 



(32,5 m²)

This product is largely preassembled.




G564 (plastic slide, arched bridge, straight fireman's pole) - G565 (plastic slide, crawl tunnel, straight fireman's pole)
G566 (plastic slide, arched bridge, spiral fireman's pole) - G567 (plastic slide, crawl tunnel, spiral fireman's pole)




Paradisio - G510 » G511 (A/B)


G510 (stainless steel tubes)




3,4 x 1,9 x 1,9 m




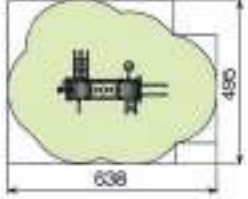
1,00 m



3 - 6




2 ☺ - 4 ☺ 




(29 m²)


G511 (stainless steel slide)




4,1 x 1,8 x 1,9 m




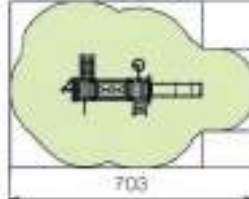
1,00 m



3 - 6



2 ☺ - 4 ☺ 



(30,5 m²)



G510

G511



G510





Crawling hole - G570 (A/B)

1,5 x 0,6 x 1,3 m

0,70 m

2 - 8

2 ☺ - 1,5 ⌚

(16,5 m²)

This product can also be combined with the play panels. To discover on page 127.



TODDLER VILLAGE

Stepping posts - A691 » A693

Ø 0,25 m

0,60 m

2 - 6

1 ☺ - 1,5 ⌚

A691 - H 20 cm
A692 - H 40 cm
A693 - H 60 cm

Coloured recycled rubber; may be placed on grass and on a concrete surface.



Flower - S924

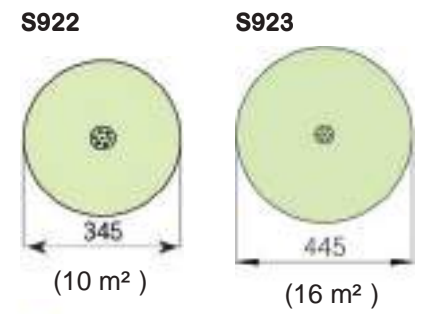
- Ø 0,6 x H 0,5 m
- 0,50 m
- 2 - 10
- 1 ☺ - 1,5 ☹

Coloured recycled rubber; may be placed on grass and on a concrete surface



Giant mushroom & bouncing & spinning mushroom - S920 » S923

- | | |
|--------------------------|--|
| S920 (low model) | S922 (bouncing mushroom)
S923 (spinning mushroom) |
| Ø 0,45 x H 0,4 m | Ø 0,45 x H 0,55 m |
| 0,40 m | 0,55 m |
| S921 (high model) | |
| Ø 0,45 x H 0,6 m | 2 - 10 |
| 0,60 m | 1 ☺ - 1,5 ☹ |
| 2 - 10 | |
| 1 ☺ - 1,5 ☹ | |



Coloured recycled rubber; may be placed on grass and on a concrete surface.





Fairy land

Fairy nice...

A series of play houses, towers and connection bridges for the little ones..

The combination of round wood with colourful HDPE material gives the totality an enchanting sight.

A stay in this wonderland is a surprising discovery for every toddler!



Materials

- type of wood: larch
- round wooden poles (Ø 10 cm) cut outside the pith
- HDPE polyethylene sheets
- all metal components have been treated against corrosion and powdercoated with polyester
- polypropylene ropes and nets (Ø 16 mm) with steel wire reinforcement
- stainless steel slide with HDPE safety boards or plastic slide
- synthetic hand grips, climbing grips, and steering wheel
- polyethylene crawl tunnel



Fixing

- metal base supports for in-ground (type A) or surface (type B) fixing

For the little ones - FAIRY LAND



Hansel and Gretel
REF. F200 • p. 101



Tinker Bell
REF. S9 3 2 • p. 102



Tom Thumb
REF. F800 • p. 102



Little Red Cap
REF. F3 00 • p. 103



Cinderella
REF. F500 • p. 103



Peter Pan
REF. F700 • p. 105



The Little Mermaid
REF. F9 00 • p. 105



Snow White
REF. F100 • p. 106



The Wolf and the
Seven Little Goats
REF. F003 • p. 107



The Wolf and the
Seven Little Goats
REF. F017 • p. 107



Beauty and the Beast
REF. F001 • p. 108



Beauty and the Beast
REF. F019 • p. 108



Aladdin and the
Wonderful Lamp
REF. F002 • p. 109



Ali Baba and the Forty
Thieves
REF. F004 • p. 109



Town Musicians of Bremen
REF. F005 • p. 110



The Pied Piper of
Hamelin
REF. F006 • p. 111



Alice in Wonderland
REF. F007 • p. 111



Merlin the Magician
REF. F018 • p. 113



Sleeping Beauty
REF. F400 • p. 114



The Frog Prince
REF. F008 • p. 117



The Frog Prince
REF. F022 • p. 117



Puss in Boots
REF. F011 • p. 118



The Hunchback of Notre-Dame
REF. F014 • p. 118



Bluebeard
REF. F013 • p. 119



The Ugly Duckling
REF. F012 • p. 120



The Snow Queen
REF. F016 • p. 121



Three Little Pigs
REF. F015 • p. 121



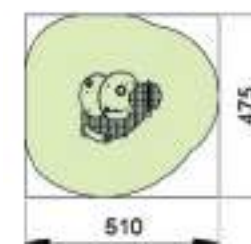
Hansel and Gretel - F200 (A/B)

2,2 x 1,8 x 2,3 m

0,55 m

2 - 6

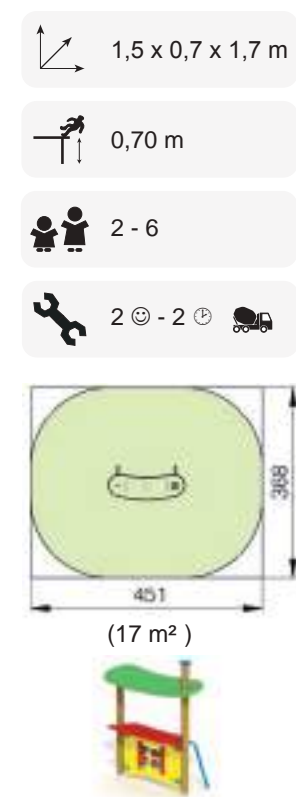
2 ☺ - 6 ☹



(24,5 m²)



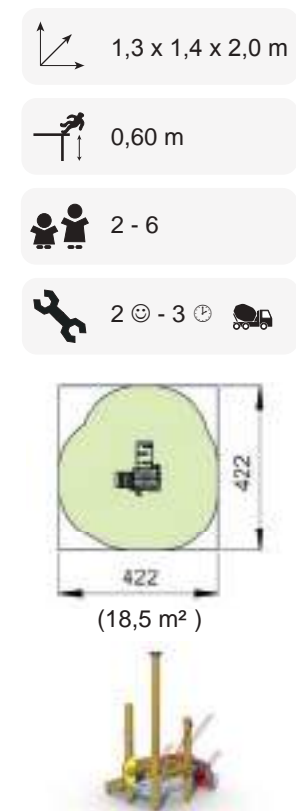
Tinker Bell - S932 (A/B)



Little Red Cap - F300 (A/B)



Tom Thumb - F800 (A/B)



Cinderella - F500 » F501 (A/B)

F500 (stainless steel slide) - F501 (plastic slide)





F700



Peter Pan - F700 » F701 (A/B)

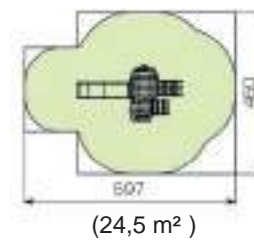
F700 (stainless steel slide) - F701 (plastic slide)

3,0 x 1,6 x 1,9 m

1 m

2 - 6

2 ☺ - 5 ☹ 🚚



F900

The Little Mermaid - F900 » F901 (A/B)

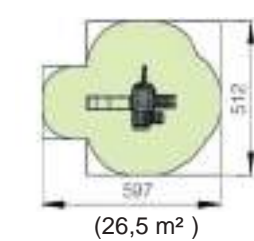
F900 (stainless steel slide) - F901 (plastic slide)

3,0 x 2,2 x 2,3 m

1 m

2 - 6

2 ☺ - 5 ☹ 🚚



Snow White - F100 » F101 (A/B)

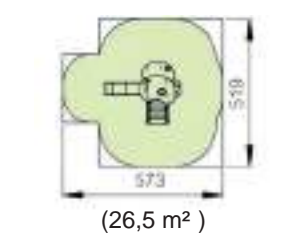
F100 (stainless steel slide) - F101 (plastic slide)

2,7 x 2,2 x 2,9 m

1 m

2 - 6

2 ☺ - 6 ⌚ 🚚



The Wolf and the Seven Little Goats - F003 » F017 (A/B)

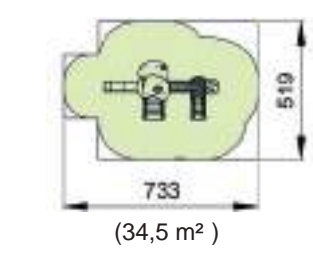
F003 (stainless steel slide and arched bridge) - F0031 (plastic slide and arched bridge)
F017 (stainless steel slide and crawl tunnel) - F0171 (plastic slide and crawl tunnel)

4,4 x 2,2 x 2,9 m

1 m


2 - 6

2 ☺ - 10 ⌚ 🚚




Beauty and the Beast - F001 » F019 (A/B)


F001 (stainless steel slide and arched bridge) - F0011 (plastic slide and arched bridge)
F019 (stainless steel slide and crawl tunnel) - F0191 (plastic slide and crawl tunnel)




4,8 x 2,2 x 2,9 m



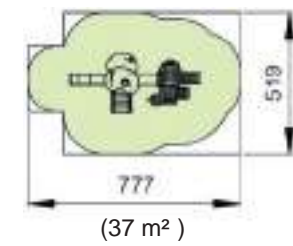
1 m



2 - 6



2 ☺ - 10 ⌚ 🚚



F001 A/B




F019 A/B





F001



F019









Aladdin and the Wonderful Lamp - F002 » F0021 (A/B)


F002 (stainless steel slide) - F0021 (plastic slide)




4,0 x 2,2 x 2,9 m



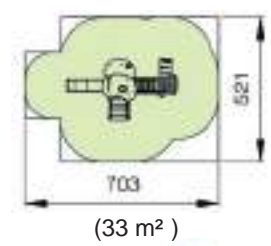
1 m



2 - 6




2 ☺ - 9 ⌚ 🚚




Ali Baba and the Forty Thieves - F004 » F0041 (A/B)


F004 (stainless steel slide) - F0041 (plastic slide)




3,9 x 2,2 x 2,3 m



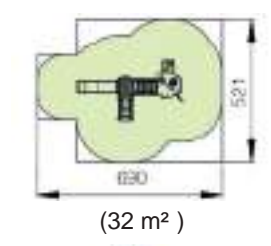
1 m



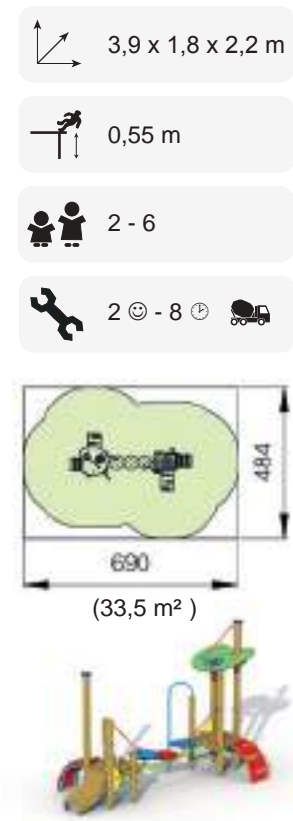
2 - 6



2 ☺ - 8 ⌚ 🚚



Town Musicians of Bremen - F005 (A/B)



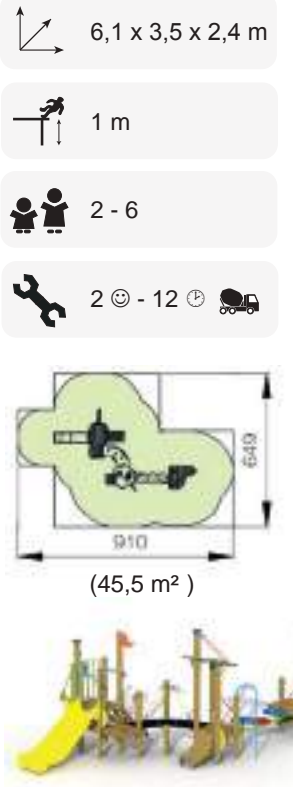
The Pied Piper of Hamelin - F006 » F0061 (A/B)

F006 (stainless steel slide) - F0061 (plastic slide)



Alice in wonderland - F007 » F0071 (A/B)

F007 (stainless steel slide) - F0071 (plastic slide)





Merlin the Magician - F018 » F0181 (A/B)

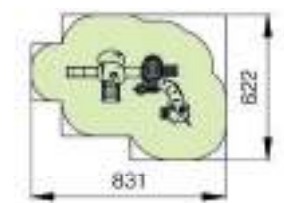
F018 (stainless steel slide) - F0181 (plastic slide)

5,3 x 3,3 x 2,9 m

1 m

2 - 6

2 ☺ - 15 ☹ 🚚



(44 m²)



F018

Sleeping Beauty - F400 » F401 (A/B)

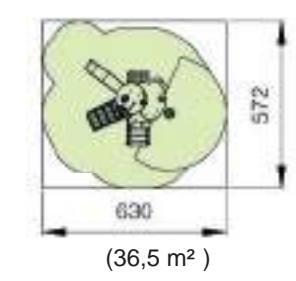
F400 (stainless steel slide) - F401 (plastic slide)

3,1 x 3 x 4,4 m



1,95 m

2 - 6

2 ☺ - 20 ⌚ 🚚



From a spiral staircase, children can reach the upper floor.





The Frog Prince (with crawl tunnel) - F008 » F0081 (A/B)

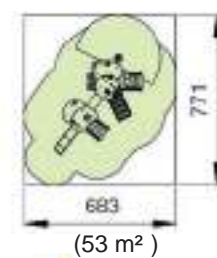
F008 (stainless steel slide) - F0081 (plastic slide)

5,2 x 2,8 x 4,4 m

1,95 m

2 - 6

2 ☺ - 22 ⌚ 🚚



The Frog Prince (with arched bridge) - F022 » F0221 (A/B)

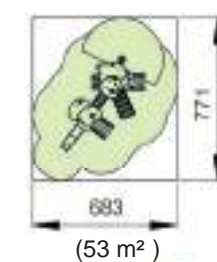
F022 (stainless steel slide) - F0221 (plastic slide)

5,2 x 2,8 x 4,4 m

1,95 m

2 - 6

2 ☺ - 22 ⌚ 🚚



Puss in Boots - F011 » F0111 (A/B)

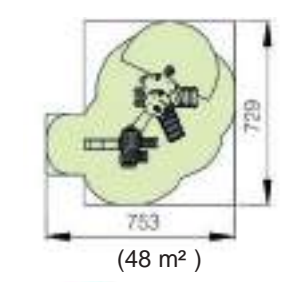
F011 (stainless steel slide) - F0111 (plastic slide)

4,6 x 4,0 x 4,4 m

1,95 m

2 - 6

2 ☺ - 21 ⌚ 🚚



Bluebeard - F013 » F0131 (A/B)

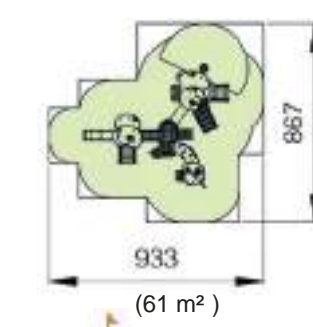
F013 (stainless steel slide) - F0131 (plastic slide)

6,3 x 5,4 x 4,4 m

1,95 m

2 - 6

2 ☺ - 30 ⌚ 🚚



The Hunchback of Notre-Dame - F014 » F0141 (A/B)

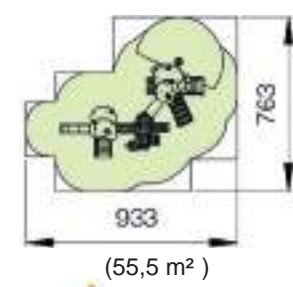
F014 (stainless steel slide) - F0141 (plastic slide)

6,4 x 4,4 x 4,4 m

1,95 m

2 - 6

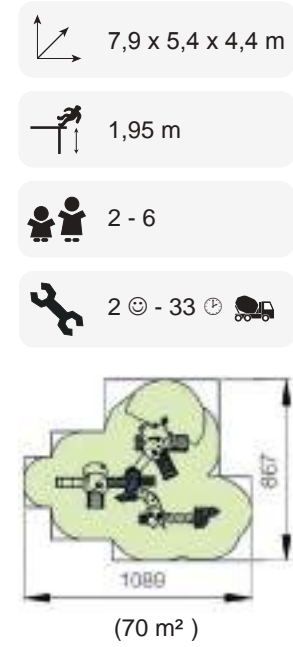
2 ☺ - 27 ⌚ 🚚



F013

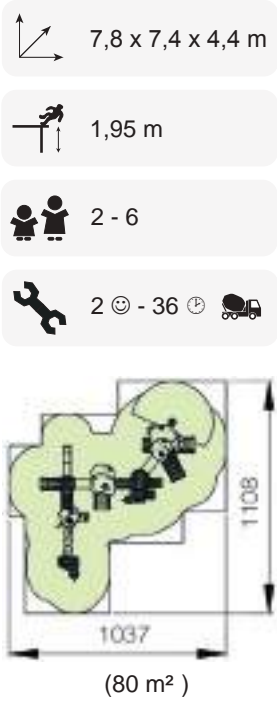
The Ugly Duckling - F012 » F0121 (A/B)

F012 (stainless steel slide) - F0121 (plastic slide)



The Snow Queen - F016 » F0161 (A/B)

F016 (stainless steel slide) - F0161 (plastic slide)



Three Little Pigs - F015 » F0151 (A/B)

F015 (stainless steel slide) - F0151 (plastic slide)





Decorative signs

Our decorative fence signs with child-friendly designs can be attached to any existing fence or wall.



Materials

- HDPE polyethylene sheets with double coloured layer (sandwich system; thickness 15 mm)



Fixing

- no fixing materials included, except plastic screw protection caps

For the little ones - DECORATIVE SIGNS



Bee
REF. A13 0 • p. 125



Sun
REF. A140 • p. 125



Flower
REF. A150 • p. 125



Butterfly
REF. A160 • p. 125



Cloud
REF. A110 • p. 125



Moon
REF. A120 • p. 125



Star
REF. A170 • p. 125



Smiley
REF. A175 • p. 125

Bee - A130

0,4 x 0,4 x 0,02 m

Flower - A150

0,4 x 0,4 x 0,02 m

Cloud - A110

0,6 x 0,4 x 0,02 m

Star - A170

0,4 x 0,4 x 0,02 m

Sun - A140

0,4 x 0,4 x 0,02 m

Butterfly - A160

0,5 x 0,4 x 0,02 m

Moon - A120

0,4 x 0,4 x 0,02 m

Smiley - A175

0,3 x 0,3 x 0,02 m





Play panels

Educational play panels allow little children to develop their skills on a natural and playful manner.

Children are being stimulated to count, to develop social skills through role play, to experiment with sounds, and to develop motor skills thanks to all moving elements integrated in the play panels.



Materials

- round wooden poles (Ø 10 cm) cut outside the pith
- metal tubes treated against corrosion and powdercoated with polyester
- UV-resistant plastic play components
- HDPE polyethylene sheets

For the little ones - PLAY PANELS



Abacus disk panel
REF. S9 3 0 • p. 129



Arched abacus
REF. S9 3 1 • p. 129



Megaphones
REF. M065 • p. 130



Turning discs
REF. S9 3 5 • p. 130



ABC + 123
REF. S03 9 • p. 131



Clock
REF. S03 7 • p. 131



Scoreboard
REF. S03 6 • p. 131



Shop
REF. S03 5 • p. 131



Abacus
REF. S03 4 • p. 131



OX O
REF. S03 8 • p. 131

Abacus disk panel - S930 (A/B)

0,8 x 0,1 x 0,8 m

2 - 6

1 ☺ - 1,5 ☺

Preassembled.



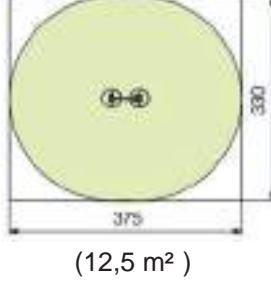
Arched abacus - S931 (A/B)

0,8 x 0,3 x 0,7 m

0,25 m

2 - 6


1 ☺ - 1,5 ☺






Preassembled.



Megaphones - M065

 0,7 x 0,4 x 1,3 m

 2 - 12

 1 ☺ - 1,5 ☺ 

- M065 - 2 pieces for metal posts
- M048 - metal post Ø 13 x 200 cm for megaphone - 1 piece
- M047 - 2 pieces for wooden posts
- R920X - oak post Ø 10 x 200 cm for megaphone - 1 piece
- M004 - connection tube between 2 megaphones - per linear meter




Play panels - S032 » S038

4 fixing clamps are included in each panel. However, the wooden fixing posts should be ordered separately (a piece).


 1 x 0,05 x 0,7 m

 2 - 8


 1 ☺ - 0,5 ☺




ABC + 123
(2 different sides)
REF. S03 3




Clock
REF. S03 7




Scoreboard
REF. S03 6



REF. S03 2 (A / B)
A: in-ground base support
B: surface-fix base support



Shop
REF. S03 5





Abacus
REF. S03 4





OX O
REF. S03 8

Turning discs - S935

 0,25 x 0,2 x 0,75 m

 1 - 3

 1 ☺ - 1 ☺ 



Transportation

No dream destination is beyond reach to our children.

Thanks to the wide range of means of transportation, they can make trips to their favourite hideaway!

An absolute must for any playground.



Materials (truck – safari trucker – train)

- type of wood: larch (upper construction) and oak (girders)
- larch boards (thickness 22, 35, 45 and 57 mm)
- synthetic hand grips, climbing grips and steering wheel
- HDPE side panels, crawl holes and wheel rings
- glued arches
- polypropylene ropes and nets Ø 16 mm with steel wire reinforcement
- all metal components have been treated against corrosion and powdercoated with polyester

Land, sea & air - TRANSPORTATION



Train
REF. T101+ T201+ T300+ T400 35



Safari trucker (with trailer)
REF. T701 (+ T801+ T900) 38



Truck (with trailer)
REF. T001 (+ T801+ T900) 40



Viking boat
REF. U100+ U200 p. 142



Police car & fireman's car
REF. T010 & T020 • p. 146-147



Tornado
REF. U400 • p. 148



Europlay Express
REF. T050 • p. 152



Europlay Express tunnel
REF. T052 • p. 155

Train - T101 » T400 (A/B)

T101+T201+T300+T400 (closed roof) (A/B)
T102+T202+T300+T400 (open roof) (A/B)

8,1 x 1,0 x 1,7 m

0,95 m

2 - 8

2 ☺ - 5,5 ☺

T500 (connection bridge:
3 pieces required)

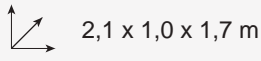







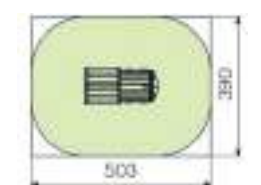

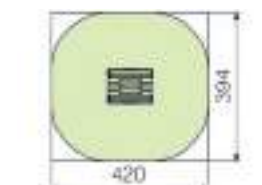
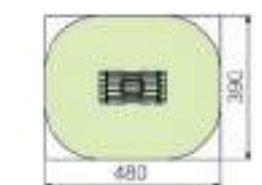




1102
(43,5 m²)


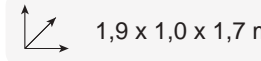




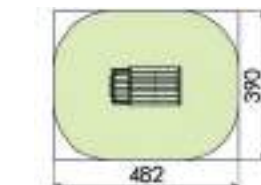
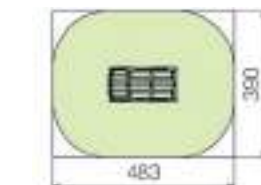



A train with or without wagons. Can be connected to each other with a connection bridge. The whole can stand free on the ground without fixation, which is ideal for schools with a paved playground.



T102 + T202 + T500

Train - T101 » T400 (A/B)


T101 (locomotive) (A/B) A train engine with a steering wheel, crawl tunnel and two built-in sitting benches (assembled).	T102 (locomotive open roof) (A/B) A train engine with a steering wheel, crawl tunnel and two built-in sitting benches (assembled).	T400 (dining car) (A/B) A small wagon with two benches and one table (assembled).	T300 (tank wagon) (A/B) A small wagon as crawl tunnel with a peephole in the middle and a climbing ladder (assembled).
 2,1 x 1,0 x 1,7 m	 2,1 x 1,0 x 1,7 m	 1,3 x 1,0 x 0,8 m	 1,8 x 0,9 x 1,0 m
 2 ☹ - 1 ☺	 2 ☹ - 1 ☺	 2 ☹ - 1 ☺	 2 ☹ - 1 ☺
 (20 m²)	 (20 m²)	 (17 m²)	 (19 m²)
			


T201 (passenger carriage) (A/B) A small wagon with built-in sitting benches and a terrace at the back (assembled).	T202 (passenger carriage open roof) (A/B) A small wagon with built-in sitting benches and a terrace at the back (assembled).	T500 (connection bridge) Curved footbridge that connects wagons and locomotive.
 1,9 x 1,0 x 1,7 m	 1,9 x 1,0 x 1,7 m	 0,5 x 0,3 x 0,2 m
 2 ☹ - 1 ☺	 2 ☹ - 1 ☺	 1 ☹ - 0,5 ☺
 (19 m²)	 (19 m²)	 Order one piece per wagon.
		






Safari trucker (with trailer) - T701 (+ T801 + T900) (A/B)

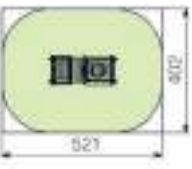
T701 (safari trucker) (A/B)

 2,3 x 1,1 x 1,2 m

 0,60 m


 2 - 8


 2 ☺ - 1 ☺ 






(21 m²)

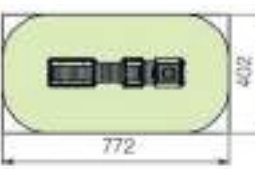
T701+T801+T900 (safari trucker with trailer) (A/B)

 4,8 x 1,1 x 1,3 m

 0,60 m


 2 - 8

 2 ☺ - 2,5 ☺ 



(31,5 m²)

T9 00 (connection bridge:
1 piece required)



A car with a ladder and a crawl tunnel in front, a steering wheel and a dashboard in the middle and two benches and a crawl hole at the back. Comes preassembled.

A car with trailer designed for the little ones. The trailer consists of a crawl hole in front, two benches in the middle and a climbing wall at the back. Comes preassembled.

Can stand free on the ground without fixation. Ideal for schools or terrains with a paved playground. The safari trucker is connected with the trailer by a connection bridge.



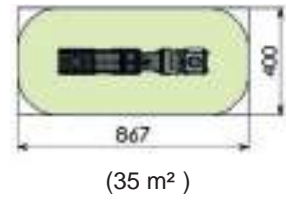
T701 + T900 + T801



Truck (with trailer) - T001 (+T801+T900) (A/B)

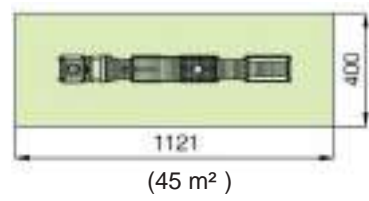
T001 (truck) (A/B)

- 5,7 x 1,0 x 1,8 m
- 0,60 m
- 2 - 8
- 2 ☺ - 2 ☹



T001+T801+T900 (truck with trailer) (A/B)

- 8,3 x 1,0 x 1,8 m
- 0,60 m
- 2 - 8
- 2 ☺ - 3,5 ☹




T9 00 (connection bridge: 1 piece required)



A truck, fully preassembled, delivered in two parts, with a multitude of playing options. Can stand free on a hard surface without fixation. Shock-absorbing soil material is recommended, but not necessary.

The trailer T801 can also be added by means of the connection bridge T900.



Viking boat - U100 » U300 (A/B)

Playground equipment in the shape of a Viking boat built in two parts.

In front the stem (ref. U100) with a dragon head, a net, four tyres in the shape of shields and crawl holes everywhere.

The stern (ref. U200) consists of a steering wheel, a climbing mast, a fireman's pole, a climbing net, a climbing ladder and has several add-on possibilities, such as climbing arch, rock wall, net, monkey ladder, sand corner, small bench and/or slide.

When lack of space, instead of a complete stern (ref. U200) you can opt for a crow's nest with pirate flag (ref. U300).




U100 + U200 + S005 + S006




U100 + U200 + S006 + G112




Viking boat - U100 » U300 (A/B)

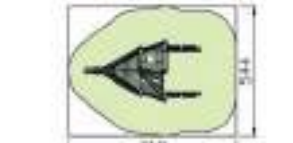
 4 - 12

U100 (A) (stem)

 5,0 x 2,6 x 3,4 m


 1,20 m


 2 ☺ - 9 ⌚ 🚚



(35,5 m²)




U300 (A) (crow's nest)

 2,1 x 2,0 x 4,1 m


 2,10 m


 2 ☺ - 5 ⌚ 🚚



(27,5 m²)

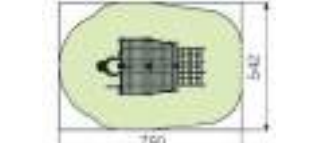


**U200 (A/B)
(stern - incl. crow's nest)**

 5 x 2,5 x 4,1 m


 2,10 m


 2 ☺ - 12 ⌚ 🚚



(41,5 m²)

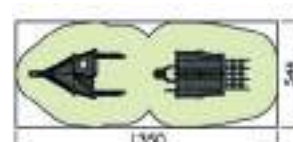


U100 (A) + U200 (A/B)

 11 x 2,6 x 4,1 m


 2,10 m


 2 ☺ - 21 ⌚ 🚚



(70 m²)

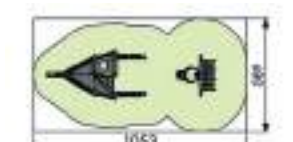


U100 (A) + U300 (A)

 9,3 x 2,6 x 4,1 m

 2,10 m

 2 ☺ - 14 ⌚ 🚚


(62,5 m²)



Materials:

- type of wood: larch
- round wooden poles (Ø 12 and 14 cm) cut outside the heart
- round wooden vertical pole climbing mast (Ø 16 cm)
- polyethylene sheet material
- floor boards 22 mm thick
- climbing ladder with integrated rungs 40 mm thick
- the basket is made with metal tubes, the cross connection is made from U-profiles
- polyester-coated metal parts
- net, ropes and rope ladder in steel wire

- synthetic tyres
- polyethylene crawl holes
- synthetic climbing grips


Fix ing:

- metal base supports in the ground (A) or on the ground (B)


Add-on elements (optional):




S005
monkey ladder




S006
climbing arch



S007
rock wall




S009
sand corner




S013
net climber



S019
small bench with 3
seats



G112
stainless-steel slide
(1 m width)



G301
plastic slide
(0,60 m width)



Police car - T010 (A/B)



4,8 x 1,5 x 1,5 m



1,2 m



2 - 6



3 ☺ - 1 ☹ 



(37 m²)

This product is largely preassembled. The name “police” on the side panels can be modified upon request.

The equipment is accessible through several crawl holes at both sides.

- Materials:**
- type of wood: larch and oak
 - round wooden poles (Ø 10 cm) cut outside the pith
 - HDPE polyethylene sheets
 - all metals components have been treated against corrosion and powdercoated with polyester
 - synthetic steering wheel
 - stainless steel slide with HDPE safety boards




Fireman's car - T020 (A/B)



4,8 x 1,5 x 1,5 m



1,2 m



2 - 6



3 ☺ - 1 ☹ 



(37 m²)

This unit consists of the same basic structure as the police car (T010). However, the equipment has been personalised thanks to a switch of colours and designs, next to the removal of text in the side panels.

- Materials:**
- type of wood: larch and oak
 - round wooden poles (Ø 10 cm) cut outside the pith
 - HDPE polyethylene sheets
 - all metals components have been treated against corrosion and powdercoated with polyester
 - synthetic steering wheel
 - stainless steel slide with HDPE safety boards



Tornado - U400 » U401 (A/B)

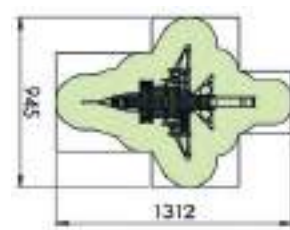
U400 (stainless steel slide) (A/B) - U401 (plastic slide) (A/B)

9,7 x 6,5 x 2,7 m

1,50 m

4 - 10

3 ☺ - 24 ☹



(85,5 m²)



Every child dreams of becoming a pilot one day!

The jet fighter offers a high number of play possibilities and is a must-have item for any large playground.

This equipment contains the most play values of all Europlay products and is, moreover, suitable for children of all ages.

Materials:

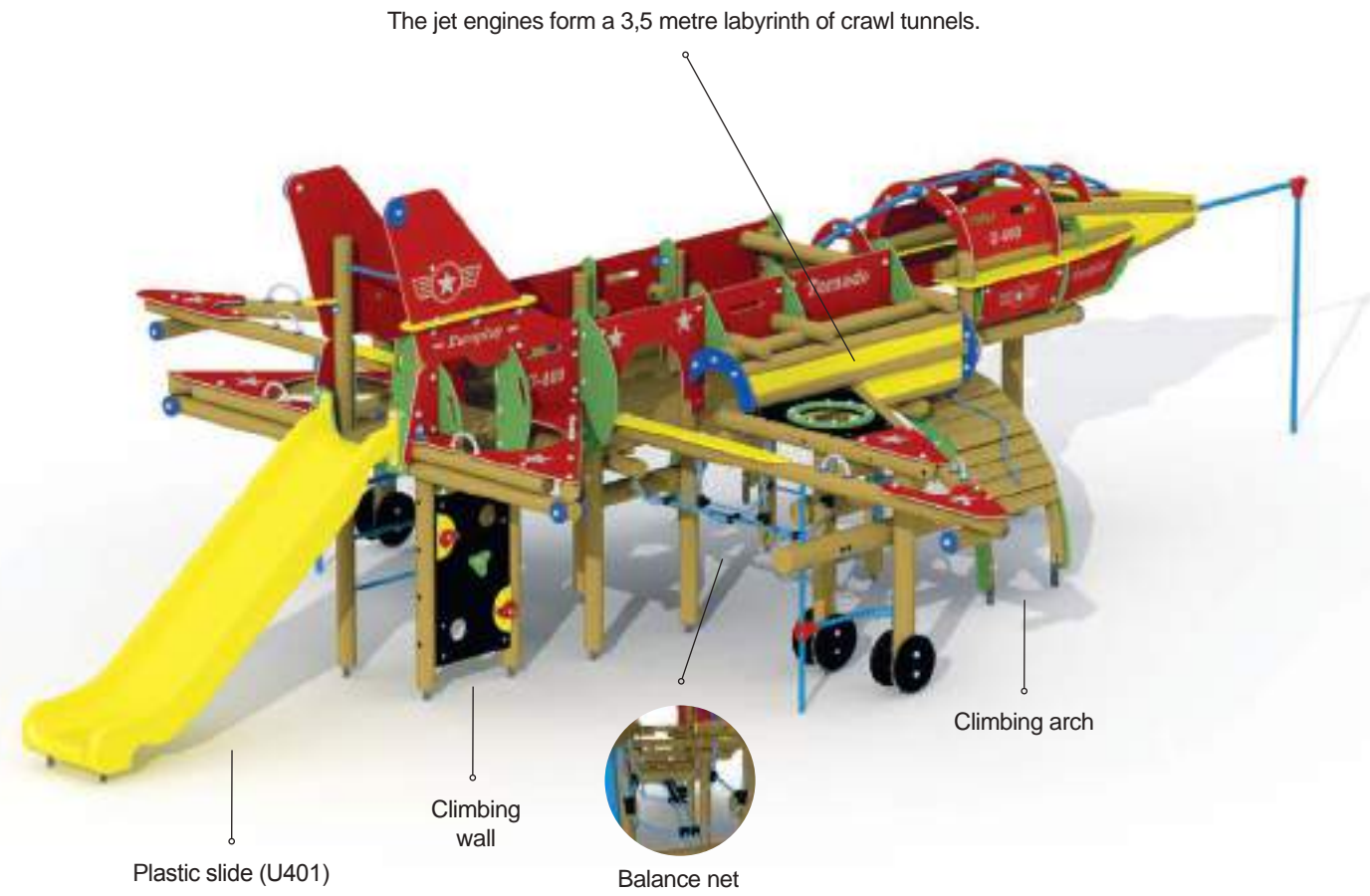
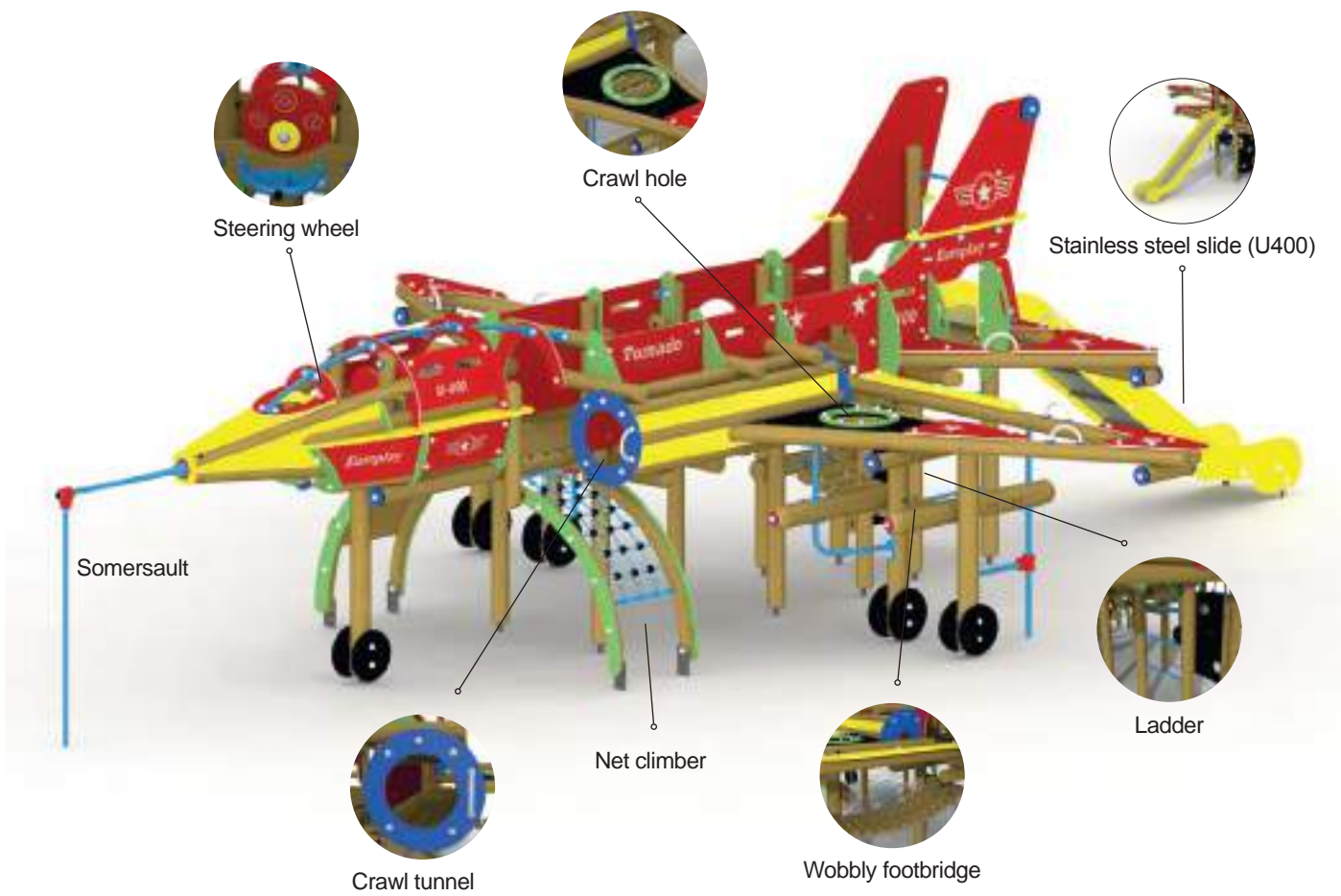
- type of wood: larch
- round wooden poles (Ø 10 and 12 cm) cut outside the pith
- HDPE polyethylene sheets
- all metals components have been treated against corrosion and powdercoated with polyester
- polypropylene ropes and nets (Ø 16 mm) with steel wire reinforcement
- synthetic connection elements
- synthetic hand grips and climbing grips
- stainless steel slide with HDPE safety boards or plastic slide
- glued arches

Fixing:

- metal base supports for in-ground (type A) or surface (type B) fixing



Tornado - U400 » U401 (A/B)



Europlay Express - T050

9,0 x 1,2 x 2,2 m

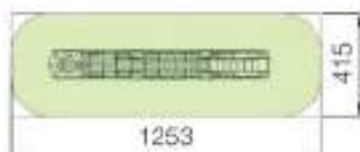
1,50 m

2 - 8

3 ☺ - 8 ☹

T059 (additional cost for text modifications on HDPE panels)

B050 (6 foundation sleepers (tropical hardwood) for a loose surface)



(52 m²)

Our exclusive eye catcher!


The Europlay express has a total length of 9 metres and is largely preassembled (3 parts). This thematic playground equipment offers a large variety of play possibilities. The texts engraved in the side panels can be modified and personalised upon request.

Materials:

- type of wood: larch or douglas
- surface sleepers in tropical hardwood (durability class I)
- stainless steel slide (width 50 cm)
- HDPE polyethylene sheets
- polypropylene ropes and nets (Ø 16 mm) with steel wire reinforcement
- all metal components have been treated against corrosion and powdercoated with polyester

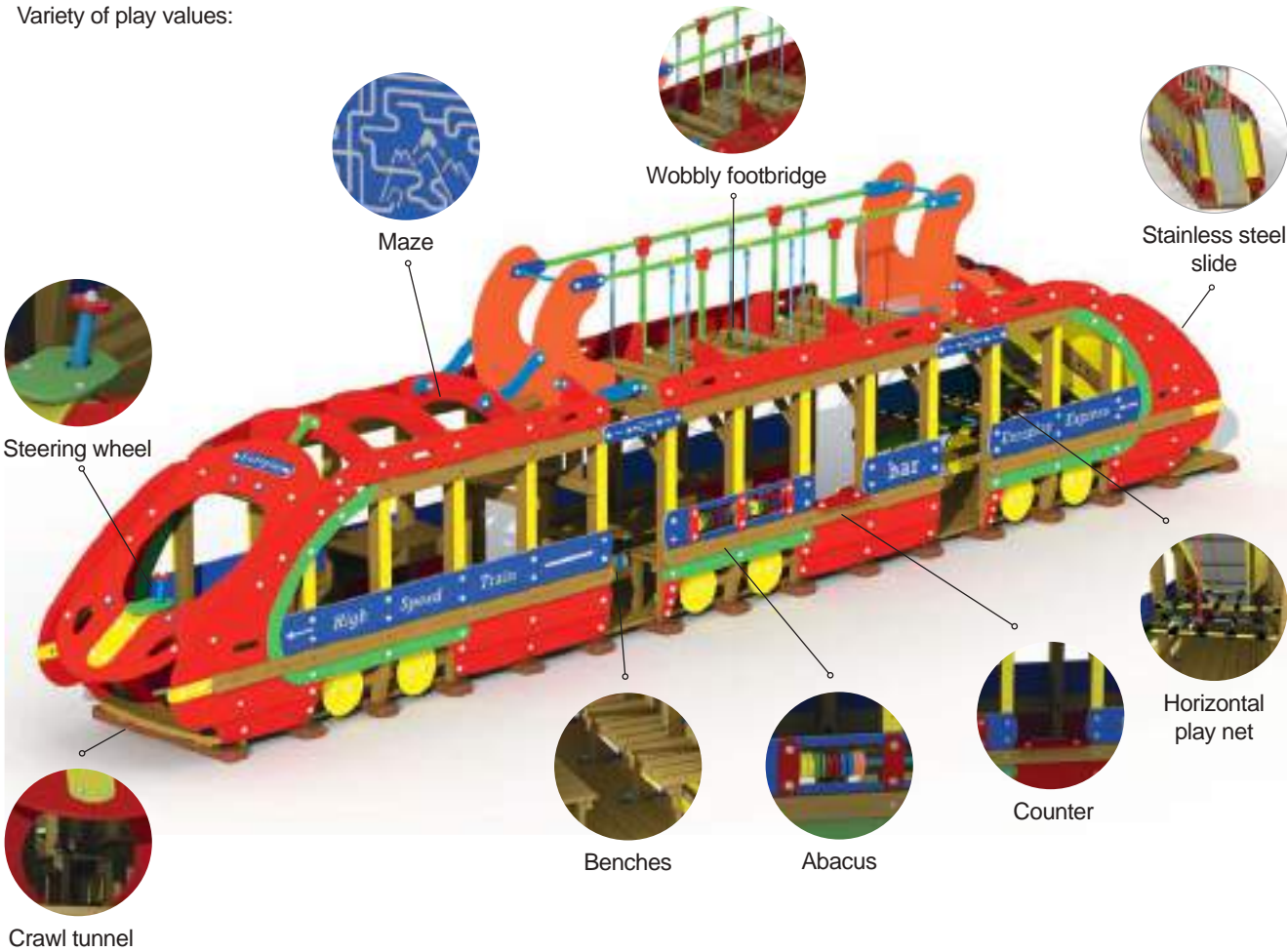
Fix ing:

- this equipment can be put in a freestanding position on a concrete surface
- in case of loose soil material, we make use of supplementary horizontal sleepers which serve as a foundation for the entire structure.

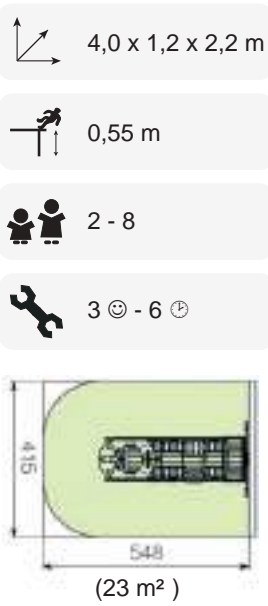


Europlay Express - T050

Variety of play values:



Europlay Express tunnel - T052



Put against a wall.



Maze



Freestanding slides

The excitement of climbing and the thrill of sliding down makes slides one of the most attractive pieces of equipment on a playground.

Especially the little ones love it. Therefore, a safe start and a soft landing are very important. A starting platform with high security boards and a long breaking area are therefore required. A toddler should indeed be encouraged to try it again and again.

The colourful slides lure the little ones that want to slide right down in one single movement. Fun for everyone, as long as it is safe.



Materials

- types of wood: larch and oak
- stainless steel slide (thickness 1,5 mm)
- aluminium safety bar treated against corrosion and powdercoated with polyester
- ash rungs
- HDPE polyethylene safety boards

Slides - FREESTANDING SLIDES



Ju nior slide
REF. G100 • p. 159



Slide o'saurus
REF. G600 • p. 161



Pioneer
REF. E3 00 • p. 161



Happy duo
REF. G200
see chapter 'Toddler
Village' • p. 79



Apple
REF. G718
see chapter 'Toddler
Village' • p. 84

Junior slide - G100

3,4 x 0,7 x 2,2 m

1,40 m

4 - 12


2 ☺ - 3 ☹


681 350
(22 m²)





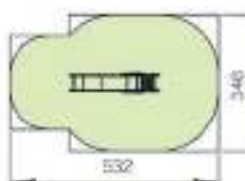
Slide o'saurus - G600 (A/B)

 2,3 x 0,5 x 1,7 m

 0,90 m

 2 - 4

 2 ☺ - 3 ☺ 



(17 m²)



FREESTANDING SLIDES



Pioneer - E300 (A/B)

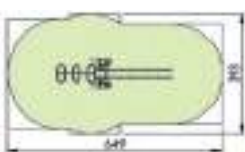
● E300 ● E3001

 3,5 x 1,0 x 2,4 m

 1,55 m

 6 - 12

 2 ☺ - 4 ☺ 


(23,5 m²)





Hill slides & outdoor stairs

Children love slides!

Sliding lures children. The excitement of climbing and the thrill of sliding down makes slides one of the most attractive pieces of equipment on a playground.



Materials

- stainless steel slide with HDPE safety boards or plastic slide
- HDPE polyethylene sheets
- safety bar: powder coated

Slides - HILL SLIDES & OUTDOOR STAIRS



Stainless steel hill slide
(sliding length 2,5 m)
REF. H512 • p. 166



Stainless steel hill slide
(sliding length 2,5 m)
REF. H112 • p. 166



Stainless steel hill slide
(sliding length 3,6 m)
REF. H521 • p. 166



Stainless steel hill slide
(sliding length 3,6 m)
REF. H121 • p. 166



Stainless steel hill slide
(sliding length 4,6 m)
REF. H526 • p. 166



Stainless steel hill slide
(sliding length 4,6 m)
REF. H126 • p. 166



Plastic hill slide
(sliding length 2,3 m)
REF. H600 • p. 167



Outdoor staircase without
handrail (length 2,1 m)
REF. T210 • p. 168



Outdoor staircase with
handrail (length 2,1 m)
REF. T211 • p. 168



Outdoor staircase without
handrail (length 2,7 m)
REF. T270 • p. 168



Outdoor staircase with
handrail (length 2,7 m)
REF. T271 • p. 168



Outdoor staircase without
handrail (length 3,3 m)
REF. T3 3 0 • p. 168



Outdoor staircase with
handrail (length 3,3 m)
REF. T3 3 1 • p. 168




Outdoor staircase without
handrail (length 3,9 m)
REF. T3 9 0 • p. 168



Outdoor staircase with
handrail (length 3,9 m)
REF. T3 9 1 • p. 168

Options available of red or green side panels, add R or G to indicate required option.
e.g.: ● = H512 + R ● = H512 + G



Stainless steel hill slides - H112 (R/G) » H526 (R/G)

0,20 m

3 - 15

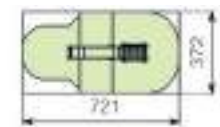
The ideal installed angle is at 37° .

These hill slides can be perfectly combined with our outdoor staircases (see p. 168).
The hill slide and the staircase should have 1,5 meters in between them.

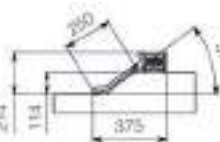
H512R H512G
(stainless steel hill slide width 0,5 m
- sliding length 2,5 m)

3,8 x 0,8 x 2,2 m

2 ☺ - 4 ☺



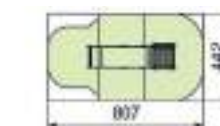
(28,5 m²)



H121R H121G
(stainless steel hill slide width 1,0 m
- sliding length 3,6 m)

4,7 x 1,3 x 2,8 m

2 ☺ - 4 ☺



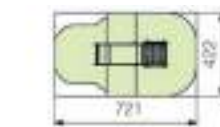
(37 m²)



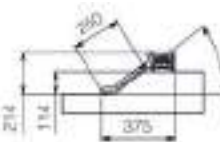
H112R H112G
(stainless steel hill slide width 1,0 m
- sliding length 2,5 m)

3,8 x 1,3 x 2,2 m

2 ☺ - 4 ☺



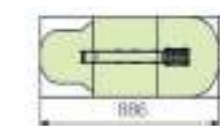
(32 m²)



H526R H526G
(stainless steel hill slide width 0,50 m
- sliding length 4,6 m)

5,5 x 0,8 x 3,4 m

2 ☺ - 4 ☺



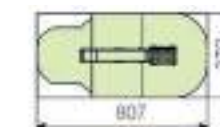
(36 m²)



H521R H521G
(stainless steel hill slide width 0,5 m
- sliding length 3,6 m)

4,7 x 0,8 x 2,8 m

2 ☺ - 4 ☺



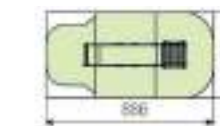
(32,5 m²)



H126R H126G
(stainless steel hill slide width 1,00 m
- sliding length 4,6 m)

5,5 x 1,3 x 3,4 m

2 ☺ - 4 ☺



(41 m²)



Plastic hill slides - H600 (R/G)

0,20 m

3 - 15

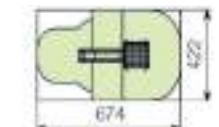
The ideal installed angle is at 37° .

These hill slides can be perfectly combined with our outdoor staircases T210 or T211
(see p. 168). The hill slide and the staircase should have 1,5 meters in between them.

H600R H600G
(plastic hill slide width 0,6 m
- sliding length 2,3 m)

3,3 x 1,3 x 2,2 m

2 ☺ - 4 ☺



(30,5 m²)




Outdoor stairs - T210 » T391

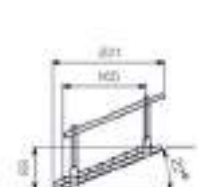

A staircase with double steps, ideal for placing on a slope. Due to the construction with double sides it can be adjusted to a slope of up to 45 degrees. The minimal installed angle of our stairs is at 37°. The staircase comes fully preassembled so that the installation goes relatively easy.

Materials:

- type of wood: larch and oak (vertical posts in-ground)
- double sides 45 x 95 mm
- steps 35 mm thick
- 45 x 95 mm wooden railing

T210 (without handrail)
T211 (with handrail)

 2,1 x 0,8 m





T210



T211

T330 (without handrail)
T331 (with handrail)

 $3,3 \times 0,8 \text{ m}$



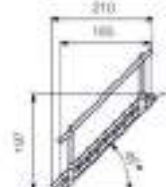

T330



T331

T270 (without handrail)
T271 (with handrail)

 2,7 x 0,8 m




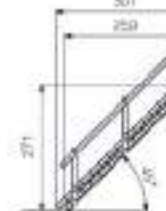

T270



T271

T390 (without handrail)
T391 (with handrail)


 $3,9 \times 0,8 \text{ m}$



T390



T391



* Photo not fully compliant



Sand playground equipment

A recurring success story, the sandbox remains the local replacement of the beach and the dunes. Indispensable at every playground. Sand makes everything possible, from baking cakes to building castles.

A sandbox has to be functional, durable and environmentally friendly and can even provide a good value for money thanks to the use of wood. Popular in this regard are sleepers, boards and roundwood.



Materials (Z100, Z101, Z102, Z200, Z400 & Z500)

- types of wood: larch, oak and padouk
- round wooden poles (Ø 10 and 12 cm) cut outside the pith
- sand bucket, tube and wheel made of synthetic materials
- metal sand crane treated against corrosion and powdercoated with polyester
- synthetic tyres
- HDPE polyethylene table panels
- stainless steel tube for abacus

Sand, sports & games - SAND PLAYGROUND EQUIPMENT



Scale
REF. Z 500 • p. 173



Sand table
REF. Z 400 • p. 175



Sand mill
REF. Z 200 • p. 175




Magic dragon
REF. Z 100 • p. 176



Goblin nest
REF. S425 • p. 177



Beam sandbox
REF. Z 1818 • p. 179



Beam sandbox
REF. Z 183 6 • p. 179



Beam sandbox
REF. Z 3 618 • p. 179



Sand boat
REF. Z 3 00 • p. 181



Sandbox with sliding covers
REF. Z 18182 • p. 181

Scale - Z500

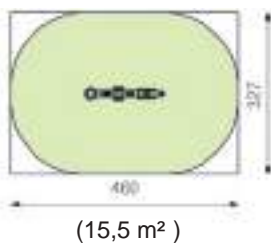
Type of wood: padauk (tropical hardwood)

1,6 x 0,3 x 0,7 m

0,55 m

2 - 8

2 ☹ - 3 ☺





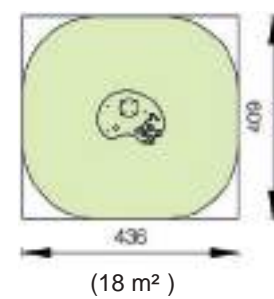
Sand table - Z400

1,4 x 1,1 x 1,8 m

0,60 m

2 - 6

2 ☺ - 3 ☹



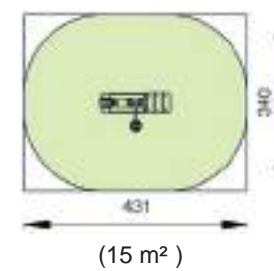
Sand mill - Z200

1,4 x 0,4 x 1,7 m

0,65 m

2 - 6

2 ☺ - 3 ☹



Magic dragon - Z100

0,50 m

2 - 8

Z100
(full unit)

3,0 x 1,0 x 1,8 m

2 ☹ - 10 ☺

591
(24 m²)

Z101
(front section with tube and dragon head)

1,1 x 0,8 x 1,8 m

2 ☹ - 5 ☺

407
(15,5 m²)

Z102
(rear section with sand crane and wheel)

1,4 x 0,7 x 1,7 m

2 ☹ - 5 ☺

431
(16 m²)



Goblin nest - S425

1,9 x 1,8 x 0,6 m

0,60 m

2 - 6

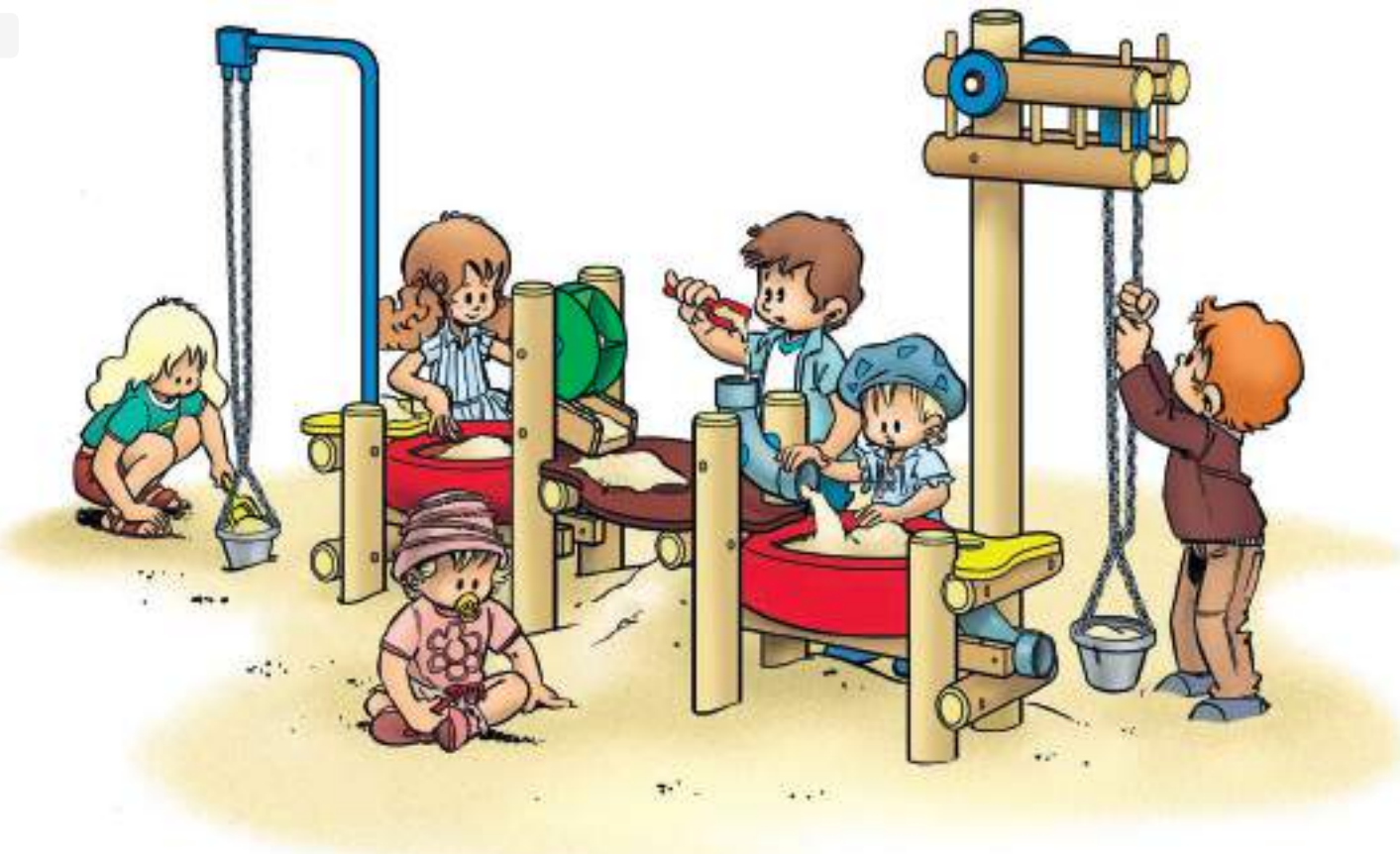
2 ☹ - 2,5 ☺

481
(23 m²)


Because of the low height, no soil material is required. Its use is however advisable. Vertical poles in oak directly in the ground.



Z100



Beam sandbox and cover




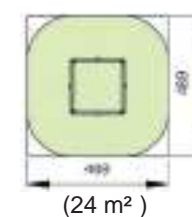
Materials:

- type of wood: larch beams, ash pins
- pre-drilled beams 1,8 m (9 x 9 cm)
- Ø 25 mm pins
- including filter cloth to lay at the base
- HDPE polyethylene seats
- cover in polyethylene

Z1818
Z18181 (with 4 seats)
N1818 (cover)

1,9 x 1,9 x 0,4 m

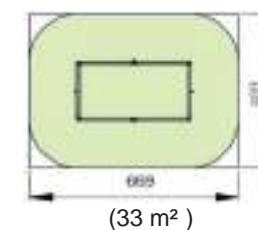
1 ☺ - 2,5 ⌚



Z1836
Z18361 (with 8 seats)
N1836 (cover)

3,7 x 1,9 x 0,4 m

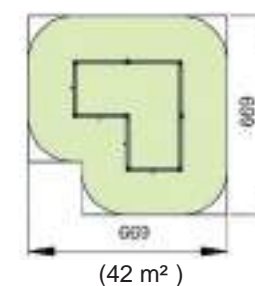
1 ☺ - 4 ⌚



Z3618
Z36181 (with 10 seats)
N3618 (cover)

3,8 x 3,8 x 0,4 m


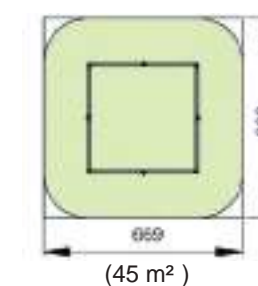
1 ☺ - 5 ⌚



Z3636
Z36361 (with 12 seats)
N3636 (cover)

3,8 x 3,8 x 0,4 m

1 ☺ - 5 ⌚





Z300

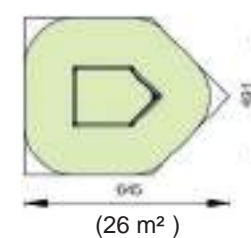
Sand boat - Z300

2,9 x 2,0 x 1,1 m

0,40 m

2 - 6

2 ☺ - 3 ☺



Materials:

- type of wood: larch
- Ø 10 cm wooden pole
- square beams with pin (9 x 9 cm)
- synthetic steering wheel
- filter cloth to lay at the base
- coverboard made of HDPE polyethylene



Z18182

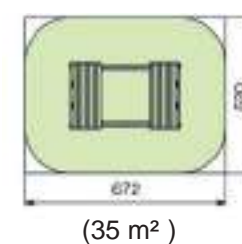
Sandbox with sliding covers - Z18182 (A/B)

3,8 x 2,2 x 0,5 m

0,45 m

1 - 10

2 ☺ - 5 ☺



Materials:

- type of wood: larch beams, ash pins
- pre-drilled beams 1.8 m (9 x 9 cm)
- Ø 25 mm pins
- supports in tropical hardwood 35 x 120 mm
- sliding covers 22 x 120 mm and 35 x 120 mm with synthetic handles
- filter cloth to lay at the base



A sandbox with an extendable cover which can be locked both in open and closed state. The cover can also be used as a seat or as a playtable.



Sports & games

Sports and games lean close to each other.
Playground equipment that combine both surely fit every child's taste.

Sand, sports & games - SPORTS & GAMES



Ball catcher
REF. S9 11 • p. 185



Metal somersault
REF. S3 26 • p. 186



Wooden somersault
REF. S3 21 • p. 187



Hexagonal somersault
REF. S3 28p. 188



Ju nior acrobat
REF. S3 25 • p. 188



Multi-goal
REF. S570 • p. 189



Wooden goal
REF. S571 • p. 190



Metal goal
REF. S573 • p. 191



Metal goal
REF. S575 • p. 191



Metal goal
REF. S575 • p. 191



Wooden aerial runway
REF. S3 40 • p. 193



Metal aerial runway
REF. S3 41 • p. 193

Ball catcher - S910 » S911 (A/B)

S910 (bear/lion) - S911 (dog/cat)

Ø 1,1 x H 2,7 m

3 - 12

S910A - S911A (to be fixed in concrete)

2 ☹ - 2,5 ☹

S910B - S911B (free standing on a truck tyre)

2 ☹ - 0,5 ☹

The ball catcher may also be placed on a paved surface by means of a solid base in the shape of a truck tyre.

Materials:


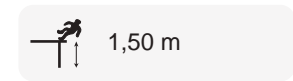
- basket (Ø 0.9 m x H 1 m) in polyethylene
- polyester-coated tube (Ø 12 cm)

Fix ing:

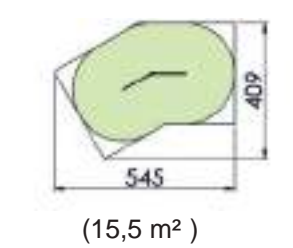
- to be fixed in concrete (type A)
- free standing on a truck tyre (type B only)



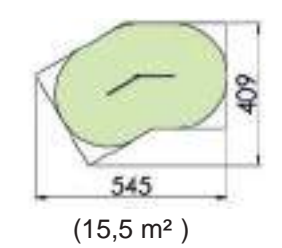
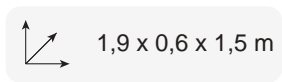
Metal somersault - S326 » S328



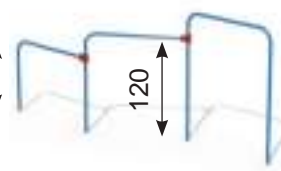
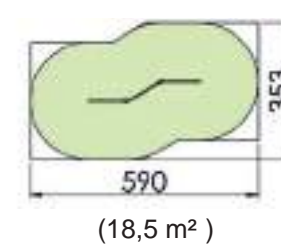
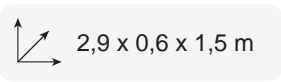
S328 (two horizontal bars)



S327 (two horizontal bars)




S326 (three horizontal bars)

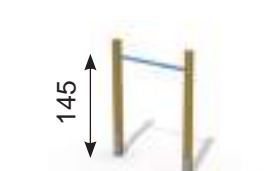
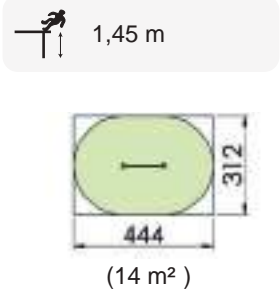


- Materials:**
- polyester- coated tubes (thickness 35 mm)
 - synthetic connection clamps

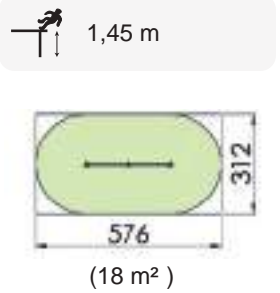
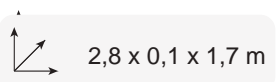
Wooden somersault - S320 » S322



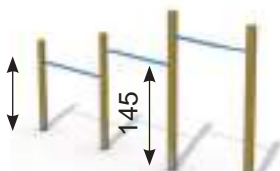
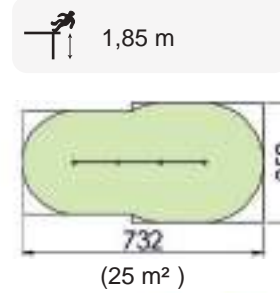
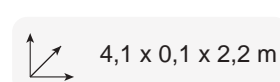
S322 (one horizontal bar)



S320 (two horizontal bars)



S321 (three horizontal bars)




- Materials:**
- type of wood: larch
 - 12 cm thick wooden poles cut outside the heart
 - polyester-coated metal tubes 35 mm thick
 - additional anti-rotation mechanism for the bar


- Fix ing:**
- in-ground metal base supports




Hexagonal somersault - S323




2,4 x 2,8 x 1,7 m



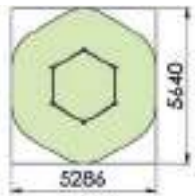
1,50 m



> 6



2 ☺ - 5 ☺




(31,5 m²)


- Materials:**
- type of wood: larch
 - 12 cm thick wooden poles cut outside the heart
 - polyester-coated metal tubes (Ø 35 mm)
- Fix ing:**
- in-ground metal base supports




Junior acrobat - S325




2,0 x 1,0 x 1,7 m



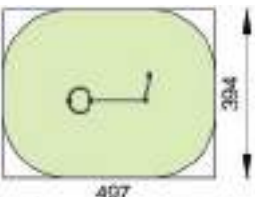
1,50 m



4 - 8



2 ☺ - 3 ☺




(20 m²)

- Materials:**
- type of wood: larch
 - square poles 9 x 9 cm
 - polyester-coated metal tubes (Ø 35 mm)
- Fix ing:**
- in-ground metal base supports




Multi-goal - S569 » S570


S569 (without gymnastic bar)




2,7 x 1,0 x 2,1 m



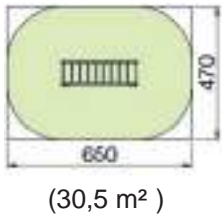
2,10 m




6 - 12




2 ☺ - 4 ☺




S570 (with gymnastic bar)




3,7 x 1,9 x 2,1 m



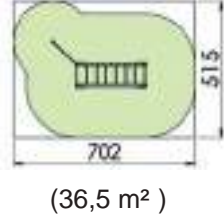
2,10 m



6 - 12



2 ☺ - 4,5 ☺




- Materials:**
- type of wood: larch poles, ash ladder rungs
 - square poles 9 x 9 cm
 - incorporated ladder rungs (Ø 40 mm)
 - net with steel wire reinforcement
 - polyester-coated metal tubes (Ø 35 mm)
- Fix ing:**
- in-ground metal base supports



Wooden goal - S571 » S572

S571 (larch - on metal base supports)



3,6 x 0,3 x 2,2 m












2 ☺ - 2 ⌚



- Materials:**
- type of wood: larch or pressure-impregnated pine
 - round wooden poles (Ø 12 cm)
- Fix ing:**
- in-ground metal base supports (S571)

Metal goal - S573 » S575 (A/B)

S573	S574	S575 (with basketball ring)
 <div>1,5 x 0,7 x 0,8 m</div>	 <div>2,7 x 0,8 x 2,1 m</div>	 <div>2,7 x 1,4 x 3,2 m</div>
 <div>2 ☺ - 1 ⌚ </div>	 <div>2 ☺ - 2 ⌚ </div>	 <div>2 ☺ - 3 ⌚ </div>



- Materials:**
- polyester coated tubes (Ø 27, 35 and 49 mm)
 - synthetic connection clamps
 - stainless steel basketball ring

Available colours*:



* Other colours on req uest for a sup p lemental fee.

- Fix ing:**
- concrete required for loose soil (A)
 - bolts for hard surface (B)





S340



S342



Wooden aerial runway - S340


S340 (two starting platforms)

21x 2,3 x 3,6 m

0,90 m

6 - 15

2 ☺ - 10 ☺ 🚚



(96 m²)

Materials:

- type of wood: larch and oak
- round wooden poles 10 and 12 cm thickness cut outside the heart
- steel cable with tensioning mechanism 10 mm thick
- platform boards 22 and 35 mm thick
- round rubber seat on covered galvanised chain
- runner in stainless steel
- rubber mount with spring brake

Fixing:

- in-ground metal base supports

ATTENTION

This unit can only be installed on a flat surface.

Metal aerial runway - S341 » S342

S341 (one starting platform) - S342 (two starting platforms)

25,5 x 1 x 4,1 m


0,90 m

6 - 15

2 ☺ - 9(,5) ☺ 🚚



(104 m²)



(108 m²)

Materials:

- Ø 60 and 127 mm metal poles polyester coated
- aluminum mounting clamps
- synthetic pole caps
- platform board 35 and 45 mm thick in larch
- round rubber seat on covered galvanised chain
- runner in stainless steel
- rubber mount with spring brake

ATTENTION

This unit can only be installed on a flat surface.



Climbing units

Climbing and scrambling are very important activities in a child's education, as they learn to develop power, agility and body control.

On the following pages you can find an overview of our climbing equipment. Each climbing unit is considered both a challenge and a victory: having climbed the net, reached the crow's nest or bridged the monkey ladder... What a performance!

Moreover, all climbing units have been designed to be safe, functional and full of variety at the same occasion.



Materials

- types of wood: larch and oak
- round wooden poles (Ø 10 and 12 cm) cut outside the pith
- incorporated rungs (thickness 40 mm)
- metal rungs (Ø 35 mm)
- synthetic climbing and hand grips
- polypropylene ropes and nets (Ø 16 mm) with steel wire reinforcement
- all metal components have been treated against corrosion and powdercoated with polyester
- HDPE polyethylene sheets
- waterproof anti-slip board (thickness 18 mm)
- synthetic tyres



Fixing

- metal base supports for in-ground fixing

Climbing units - CLIMBING UNITS



Climbing wall
REF. K100 • p. 197



Climbing pyramid
REF. S23 0 • p. 198



Wim wam climbing frame
REF. S23 1 • p. 198



Criss-cross
REF. S800 • p. 199



Climbing box
REF. S240 • p. 199



Crow's nest
REF. S211 • p. 200



Scramble net
REF. S216 • p. 201



Z igzag
REF. S124 • p. 201



Hexagonal climber
REF. S205 • p. 202



Nautical climber
REF. S285 • p. 203



Eagle's nest
REF. S206 • p. 204



Football
REF. O600 • p. 206



Windmill
REF. O700 • p. 208



Space Shuttle
REF. O702 • p. 208



Net climbers
REF. N145 • p. 211


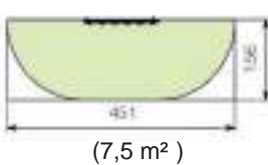
Climbing wall - K100

1,51 x 0,1 x 1,9 m

0,60 m

6 - 12

2 ☺ - 1 ⌚ 🚚



To be ordered by piece.



Materials:

- frame in larch wood
- panels in HDPE polyethylene
- synthetic climbing grips


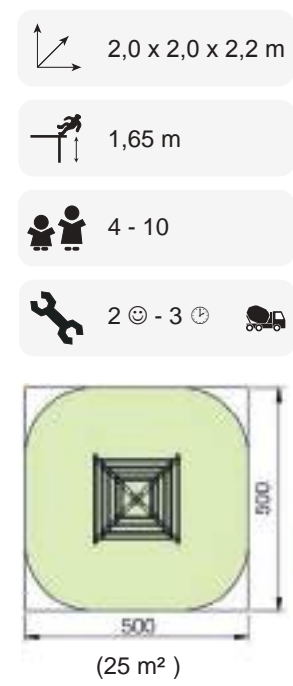
Fix ation:

- fixation to the wall with anchor bolts
- delivered with a frame to which the panels will be attached

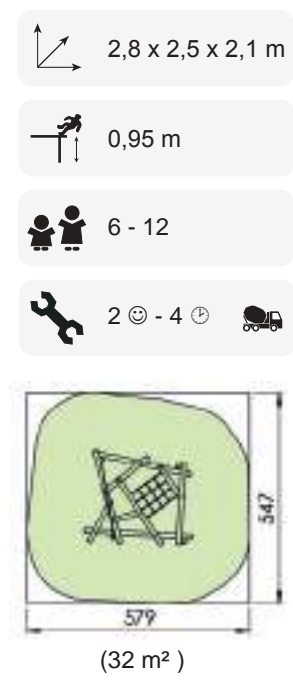
*The design of this climbing wall is slightly adjusted.



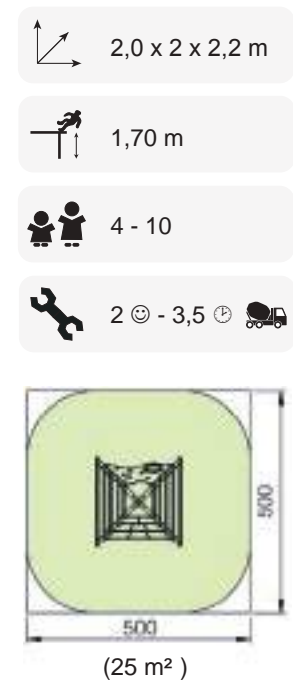
Climbing pyramid - S230



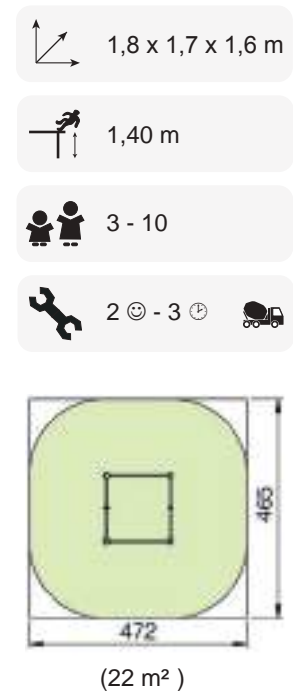
Criss-cross - S800



Wim wam climbing frame - S231



Climbing box - S240



Crow's nest - S211 » U300

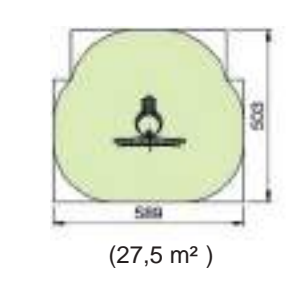
S211 (without pirate flag) - U300 (with pirate flag)

2,1 x 2,0 x 3,3 m

2,10 m

6 - 12

2 ☺ - 5 ☹



- Materials:
- vertical pole Ø 16 cm thick
 - cross connection reinforced with heavy U profiles
 - metal basket treated against corrosion and polyester coated



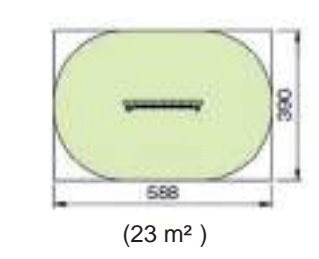
Scramble net - S216

2,1 x 0,3 x 2,2 m

2,10 m

3 - 10

2 ☺ - 2 ☹




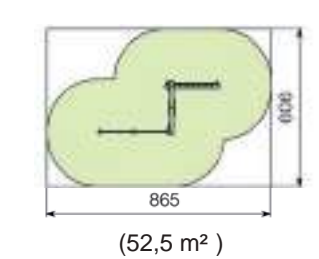
Zigzag - S124

4,7 x 2,1 x 2,3 m


2,25 m

4 - 8

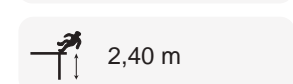
2 ☺ - 4,5 ☹




Hexagonal climber - S205




3,1 x 2,7 x 2,5 m




2,40 m



6 - 15



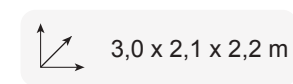
2 ☺ - 6 ☺



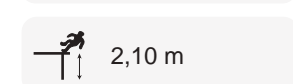
(50,5 m²)




Nautical climber - S285




3,0 x 2,1 x 2,2 m



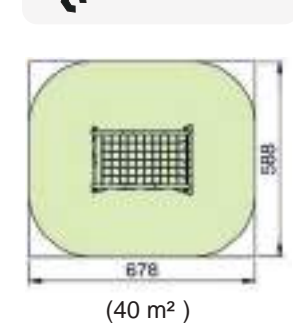
2,10 m




6 - 12



2 ☺ - 5 ☺



(40 m²)



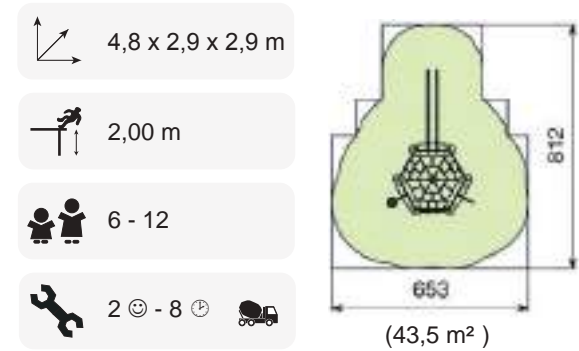
* Drawing not fully compliant



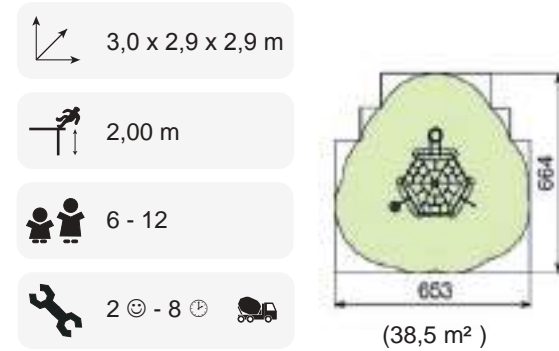
Eagle's nest - S206 » S207

S206

S206 (with stainless steel tubes)



S207 (with tube staircase)





CLIMBING UNITS


S206





Football - O600

 Ø 2,6 x H 2,8 m

 2,10 m

 6 - 12

 3 ☺ - 8 ☹ 


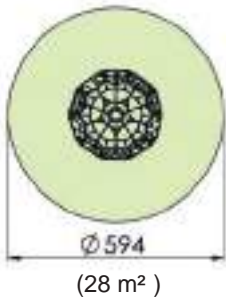
Available frame colours:



Available panel colours:



Available post colours:



- Materials:**
- metal poles Ø 127 mm
 - metal tubes Ø 35 mm
 - polyester-coated metal parts
 - aluminum and synthetic clamps
 - synthetic pole caps
 - polyethylene sheet material and climbing grips
 - ropes and nets in 16 mm polypropylene rope with steel-wire reinforcement



Materials:

- central roundwood post Ø 14 cm in larch cut outside the pith
- diagonal braces and supports in padauk
- slip resistant floor
- galvanised metal supports
- metal tubes Ø 35 mm

Windmill - O700

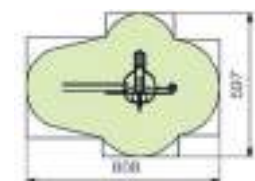
0700 (sliding tubes)

4,8 x 2,6 x 6,9 m

2,20 m

6 - 15

3 ☺ - 16 ⌚ 🚚



(39 m²)

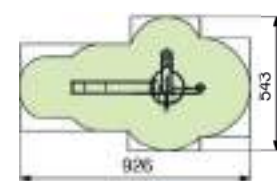
0701 (slide)

5,5 x 2,6 x 6,9 m

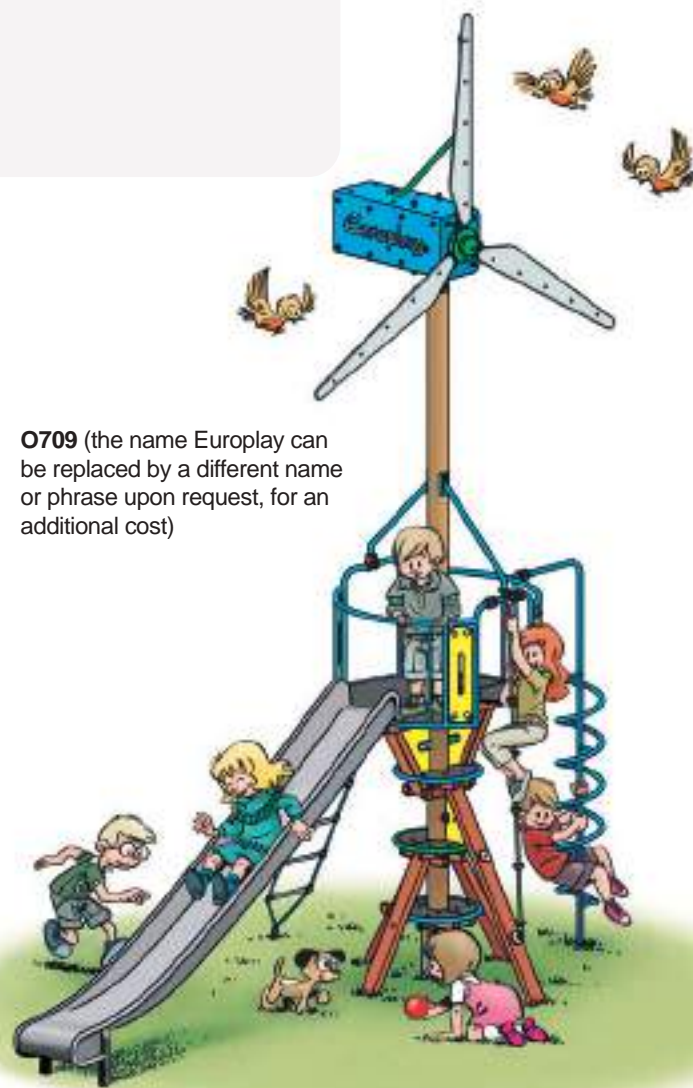
2,05 m

6 - 15

3 ☺ - 16 ⌚ 🚚



(40,5 m²)



O709 (the name Europlay can be replaced by a different name or phrase upon request, for an additional cost)

Space shuttle - O702 » O703

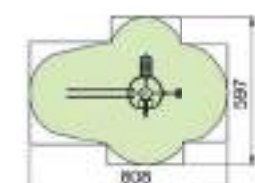
0702 (sliding tubes)

4,5 x 2,4 x 4,2 m

2,20 m

6 - 15

2 ☺ - 18 ⌚ 🚚



(39 m²)

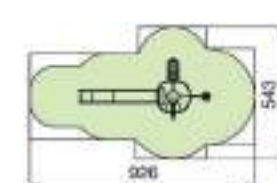
0703 (slide)

5,3 x 2,5 x 4,2 m

2,05 m

6 - 15

2 ☺ - 18 ⌚ 🚚



(40,5 m²)





Net climbers - N125 » N165

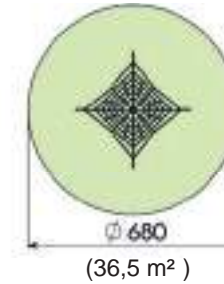
N125 - Net climber Pluto

3,8 x 3,8 x 2,5 m

1 m

3 - 14

2 ☺ - 8 ⌚ 🚚



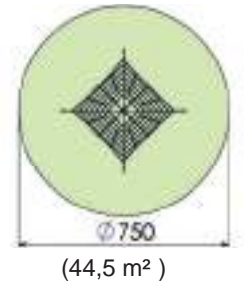
N130 - Net climber Mars

4,5 x 4,5 x 3 m

2,35 m

4 - 15

2 ☺ - 10 ⌚ 🚚



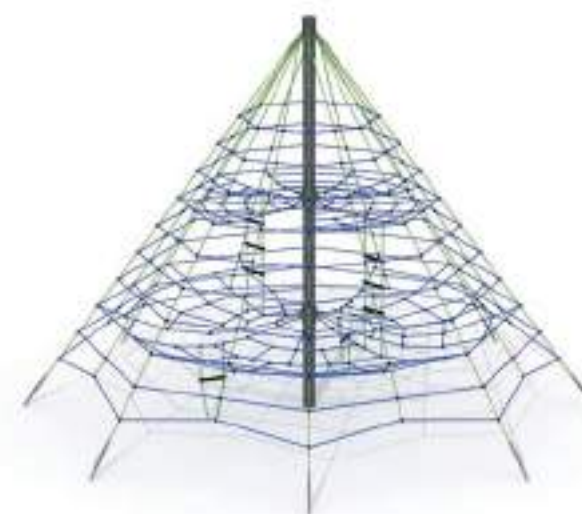
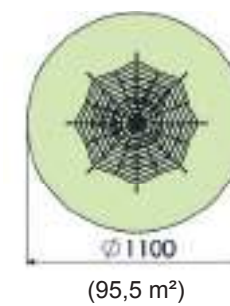
N145 - Net climber Venus

7,0 x 7,0 x 4,5 m

2 m

4 - 16

3 ☺ - 10 ⌚ 🚚



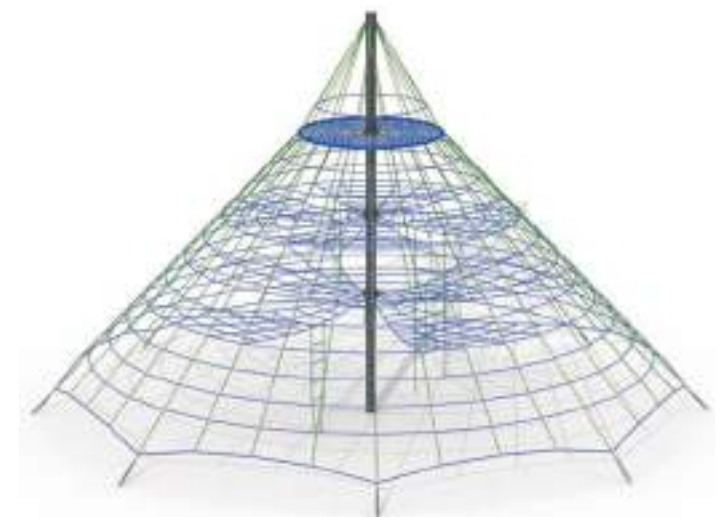
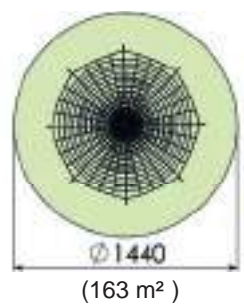
N165 - Net climber Jupiter

10,4 x 10,4 x 6,5 m

2 m

4 - 16

3 ☺ - 20 ⌚ 🚚



*Models will slightly change from 2022 onwards.



Universe

A series of challenging playground equipment for children aged 6 to 15. The combination of climbing, scrambling, strength and sliding makes this range of equipment a musthave for every playground.

These playground equipment are vandalism resistant, due to the combination of metal, stainless steel, aluminium, plastic and steel wires.

The vertical steel posts are available in two standard colours:

● RAL 1001 ● RAL 7016



Materials

- metal posts (Ø 89 and 127 mm)
- metal tubes (Ø 27, 34, 43 and 48 mm)
- all metal components have been treated against corrosion and powdercoated with polyester
- stainless steel tubes (Ø 42 mm)
- vandalism resistant synthetic and aluminium connection elements, pole caps and climbing grips
- HDPE polyethylene sheets
- polypropylene ropes and nets (Ø 16 mm) with steel wire reinforcement

Climbing units - UNIVERSE



Navigator
REF. E400 • p. 216



Explorer
REF. E100 • p. 216



Shuttle
REF. E069 • p. 217



Flying spinner
REF. M810 • p. 217



Columbia
REF. E59 0 • p. 218



Endeavour
REF. E59 1 • p. 218



Voyager spiral
REF. E580 • p. 219



Voyager slide
REF. E581 • p. 219



Atlantis U
REF. E560 • p. 220



Atlantis S
REF. E561 • p. 220



Discovery
REF. E200 • p. 221



Pathfinder
REF. E201 • p. 221



Apollo spiral
REF. E570 • p. 222



Apollo slide
REF. E571 • p. 222



Challenger U
REF. E53 0 • p. 223



Challenger S
REF. E53 1 • p. 223



Star trek U
REF. E510 • p. 225



Star trek S
REF. E511 • p. 225



Orbiter U
REF. E520 • p. 227



Orbiter S
REF. E521 • p. 227



Enterprise U
REF. E500 • p. 228



Enterprise S
REF. E501 • p. 229

Navigator - E400 » E4001

E400

E4001

4,0 x 2,7 x 2,9 m

2,20 m

6 - 15

2 ☺ - 7 ⌚ 🚚

(35 m²)



Shuttle - E069 » E0691

E069

E0691

2,7 x 1,1 x 2,4 m

0,25 m

6 - 12

2 ☺ - 4 ⌚ 🚚

(29,5 m²)



Explorer - E100 » E1001

E100

E1001

3,9 x 1,7 x 3,3 m

2,70 m

6 - 15

2 ☺ - 6 ⌚ 🚚

(32,5 m²)



Flying spinner - M810

2,2 x 2,1 x 2,7 m

1,20 m

8 - 15

2 ☺ - 5 ⌚ 🚚

(28,5 m²)



Columbia - E590 » E5901

E590

E5901


7,1 x 1,8 x 2,4 m

1,55 m

6 - 15

2 ☹ - 8 ☺

(43,5 m²)



Endeavour - E591 » E5911

E591

E5911


8,0 x 1,8 x 2,4 m

1,55 m

6 - 15

2 ☹ - 10 ☺

(52,5 m²)



Voyager spiral - E580 » E5801

E580

E5801


5,6 x 2,8 x 2,8 m

2,00 m

6 - 15

2 ☹ - 11 ☺

(45 m²)



Voyager slide - E581 » E5811

E581

E5811


7,4 x 2,8 x 2,8 m

2,20 m

6 - 15

2 ☹ - 11 ☺

(50 m²)



E591

Atlantis U - E560 » E5601

E560

E5601

5,4 x 3,4 x 2,7 m

2,40 m

6 - 15

2 ☺ - 8 ⌚ 🚚

538

4874

(53 m²)



Atlantis S - E561 » E5611

E561

E5611

5,6 x 5,4 x 2,7 m

2,40 m

6 - 15

2 ☺ - 8 ⌚ 🚚

538

4874

(57 m²)



Discovery - E200 » E2001

E200

E2001

6,3 x 3,9 x 3,3 m

2,95 m

6 - 15

2 ☺ - 11 ⌚ 🚚

467

321

(54,5 m²)



Pathfinder - E201 » E2011

E201

E2011

7,3 x 3,9 x 3,3 m

2,95 m

6 - 12

2 ☺ - 12 ⌚ 🚚

467

1082

(64 m²)



Apollo spiral - E570 » E5701

E570

E5701

9,9 x 2,7 x 2,8 m

2,00 m


6 - 15

2 ☺ - 14 ☺

1318

567

(65 m²)



Apollo slide - E571» E5711

E571

E5711

11,9 x 2,7 x 2,8 m

2,20 m

6 - 15

2 ☺ - 14 ☺

1469

567

(67 m²)



Challenger U - E530 » E5301

E530

E5301

7,8 x 5,7 x 2,7 m

2,40 m

6 - 15

2 ☺ - 11 ☺

1133

639

(72 m²)



Challenger S - E531 » E5311

E531

E5311

10 x 4,9 x 2,7 m

2,40 m

6 - 15

2 ☺ - 11 ☺

1293

620

(74 m²)



E570





Star trek U - E510 » E5101

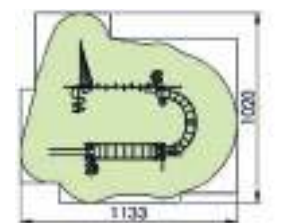
● E510 ● E5101

7,8 x 7,3 x 3,3 m

2,95 m

6 - 15

2 ☺ - 20 ☹



(100 m²)



Star trek S - E511 » E5111

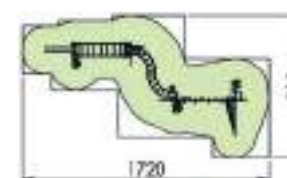
● E511 ● E5111

14,2 x 6,5 x 3,3 m

2,95 m

6 - 15

2 ☺ - 20 ☹



(106 m²)





Orbiter U - E520 » E5201

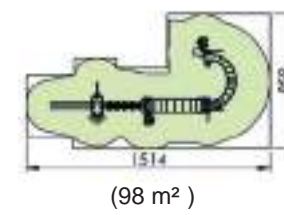
● E520 ● E5201

↗ 11,6 x 5,6 x 2,9 m

↗ 2,40 m

6 - 15

2 ☺ - 18 ☹



Orbiter S - E521 » E5211

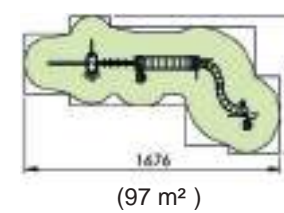
● E521 ● E5211

↗ 13,8 x 5,9 x 2,9 m

↗ 2,40 m

6 - 15

2 ☺ - 18 ☹



Enterprise U - E500 » E5001

E500

E5001

11,6 x 7,3 x 3,3 m

2,95 m

6 - 15

2 ☺ - 24 ☹

1514

1020

(119 m²)



Enterprise S - E501 » E5011

E501

E5011

18 x 7,5 x 3,3 m

2,95 m

6 - 15

2 ☺ - 24 ☹

2101

1046

(131 m²)



E500



E5011



Low structures

Sliding is an exciting experience!

Children can't get enough of the combination of speed and balance. The effort of climbing and the experience of whizzing down afterwards, landing and standing up again is one of the most enjoyable experiences in a playground.



Materials


- type of wood: larch and ash rungs
- round wooden poles (Ø 12 cm) cut outside the pith
- larch platform boards (thickness 22 mm) or waterproof anti-slip boards (thickness 18 mm)
- HDPE polyethylene sheets
- roof shelves with tongue and groove system
- staircase with integrated steps 35 mm
- vertical climbing ladder with integrated rungs (Ø 40 mm)
- available slides: stainless steel slide (width 100 cm) or plastic slide (width 60 cm)
- wobbly footbridge made of steel cables with larch boards (45 x 95 mm)
- polypropylene ropes and nets (Ø 16 mm) with steel wire reinforcement
- metal components treated against corrosion and powdercoated with polyester




Fixing

- metal base supports for in-ground (type A) or surface (type B) fixing


Wooden structures - LOW STRUCTURES




Mountain hut
REF. S420R • p. 234




Rascal slide tower
REF. S500G • p. 236




Imp slide tower
REF. S53 0R • p. 237




Bandits cavern
REF. S540G • p. 238




Elf slide tower
REF. S520R • p. 239




Scamp slide tower
REF. S550G • p. 241



Fortress
REF. S600R • p. 242



Indian village
REF. S580G • p. 246



Ocean star
REF. S440R • p. 247

Options available of red or green side panels, add R or G to indicate required option.
e.g.: ● = S420 + R ● = S420 + G



LOW STRUCTURES



Mountain hut - S420 » S421 (A/B)

3 - 12

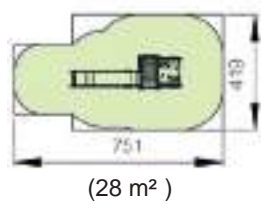
2 ☺ - 5 ☺

● S420R ● S420G
(stainless steel slide) (A/B)

4,0 x 1,2 x 2,2 m

1,40 m

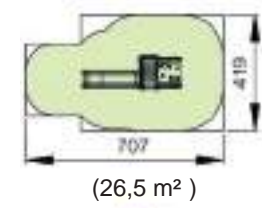
Climbing equipment with a rock wall on the one side and a slide and a vertical ladder on the other side. At the base is a playhouse with sitting bench. A supplementary fireman's pole can be added.



● S421R ● S421G
(plastic slide) (A/B)

3,6 x 1,2 x 2,2 m


1,35 m



Add-on elements (optional):



S010
fireman's pole



S020
spiral fireman's pole

Fix ing:
Fixation of the lower beams with 6 ground fixings in the ground. Concrete is required for this.

The mountain hut is ideal for already hardened surfaces because only the slide and the fireman's pole (option) have to be fixed in the ground.



There is a choice between red or green side walls on all structures.


- Materials:**
- type of wood: larch, lower girders in oak and ladder rungs in ash
 - stainless steel slide (50 cm wide) or plastic (60 cm wide)
 - vertical and horizontal square poles 9 x 9 cm
 - boards and beams 35 mm, 45 mm and 70 mm
 - wooden boards platform floor 22 mm
 - climbing ladder with integrated rungs 40 mm thick
 - polyethylene sheet material HDPE
 - synthetic climbing grips on waffle board 18 mm thick
 - polyester-coated fireman's pole (option)




S420R + S020



Rascal slide tower - S500 » S501 (A/B)



3 - 12



2 ☺ - 4,5 ⌚ 🚚

S500R

S500G

(stainless steel slide) (A/B)

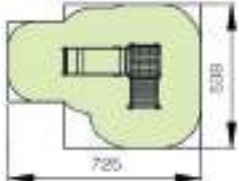
↗

3,8 x 2,5 x 2,2 m

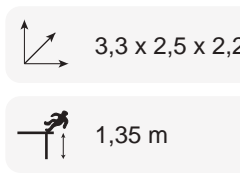
⤴

1,40 m

A platform on four poles combined with a slide and a convenient staircase.



508
725
(34 m²)



508
725
(34 m²)

S501R

S501G





(plastic slide) (A/B)

↗

3,3 x 2,5 x 2,2 m

⤴

1,35 m



Add-on elements (optional):



S005
monkey ladder



S006
climbing arch



S007
rock wall



S008
low fireman's pole



S009
sand corner



S013
net climber



S014
low spiral fireman's pole




S019
small bench with 3 seats




S033-S038
play panels

Imp slide tower - S530 » S531 (A/B)



3 - 12



2 ☺ - 5,5 ⌚ 🚚

S530R

S530G

(stainless steel slide) (A/B)

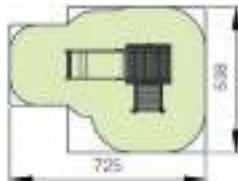
↗

4,0 x 2,6 x 3,2 m

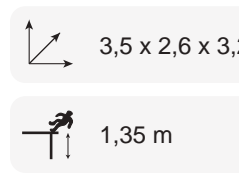
⤴

1,35 m

A unit with one floor mounted on four poles. Provided at the base is a playhouse with floor and on top a platform with a gable roof. It has an added slide and is accessible via an easy staircase. The playhouse at the base can be provided with two supplementary benches and one table, play panels or a counter with abacus.



508
725
(34 m²)



508
725
(34 m²)

S531R

S531G





(plastic slide) (A/B)

↗

3,5 x 2,6 x 3,2 m

⤴

1,35 m



Add-on elements (optional):



S001
2 sitting benches and 1 table



S003
counter with abacus



S006
climbing arch



S007
rock wall



S008
low fireman's pole



S009
sand corner



S013
net climber



S014
low spiral fireman's pole



S033-S038
play panels



Bandits cavern - S540 » S541 (A/B)

3 - 12

2 ☺ - 6,5 ⌚ 🚚

A low tower construction on six vertical poles with a gable roof over half of the platform. An easy staircase and a slide are provided on top. At the base, a playhouse was integrated that can be provided with two supplementary benches and a table, play panels or a counter with abacus.

● S540R ● S540G
(stainless steel slide 1 m) (A/B)

↗ 4,0 x 3,6 x 3,2 m

👤 1,40 m

725
650
(40 m²)



● S541R ● S541G
(plastic slide) (A/B)

↗ 3,5 x 3,6 x 3,2 m

👤 1,35 m

678
650
(36,5 m²)



Add-on elements (optional):




S001
2 sitting benches and 1 table



S003
counter with abacus




S005
monkey ladder




S006
climbing arch



S007
rock wall




S008
low fireman's pole



S009
sand corner



S013
net climber



S014
low spiral fireman's pole



S033-S038
play panels

Elf slide tower - S520 » S521 (A/B)

3 - 12

2 ☺ - 6 ⌚ 🚚

A platform built on six poles which consists half of a house with gable roof and one slide at the side. The playhouse is accessible via an easy staircase.

● S520R ● S520G
(stainless steel slide 1 m) (A/B)

↗ 4,0 x 3,7 x 3,2 m

👤 1,40 m

725
650
(40 m²)



● S521R ● S521G
(plastic slide) (A/B)

↗ 3,5 x 3,7 x 3,2 m

👤 1,35 m

678
650
(36,5 m²)



Add-on elements (optional):




S005
monkey ladder




S006
climbing arch



S007
rock wall



S008
low fireman's pole




S009
sand corner




S013
net climber



S014
low spiral fireman's pole



S019
small bench with 3
seats



S033-S038
play panels

S541R + S001 + S003



S521R + S019





S550R



Scamp slide tower - S550 » S551 (A/B)

3 - 12

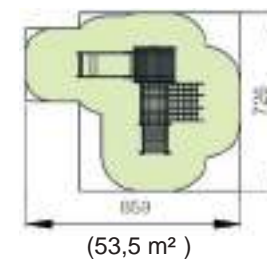
2 ☺ - 8 ⌚

S550R **S550G**
(stainless steel slide 1 m) (A/B)

5,1 x 4,4 x 3,2 m

1,40 m

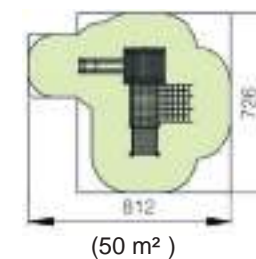
Equipment with an elongated platform above which (a gable roof) is partially placed. The platform can be reached via an obliquely-placed climbing net in steel wire or via an easy staircase. A slide stands on top and at the base is an integrated playhouse that can be provided with two supplementary sitting benches and one table, play panels or a counter with abacus.



S551R **S551G**
(plastic slide) (A/B)

4,7 x 4,4 x 3,2 m


1,35 m




Add-on elements (optional):



S001
2 benches and 1 table




S003
counter with abacus




S006
climbing arch



S007
rock wall



S008
low fireman's pole




S009
sand corner



S013
net climber




S014
low spiral fireman's pole





S033-S038
play panels

There is a choice between red or green side walls on all structures.

Fortress - S600 » S605 (A/B)

 3 - 12

 2 ☺ - 10 ☹️ 

A platform on six vertical poles connected to a smaller tower by a wobbly bridge on chains or a fixed bridge. The biggest platform is partially covered with a gable roof and is accessible by climbing a vertical ladder with round rungs.

Furthermore a slide leaves from here and at the base a roomy playhouse for the little one is integrated. The smallest platform is accessible via an easy staircase. The playhouse can be provided with two supplementary sitting benches and one table, play panels or a counter with abacus.

S600R

S600G

(stainless steel slide 1 m,
wobly bridge) (A/B)

S604R

S604G

(stainless steel slide 1 m,
fixed bridge) (A/B)

S601R

S601G


(plastic slide,
wobly bridge) (A/B)

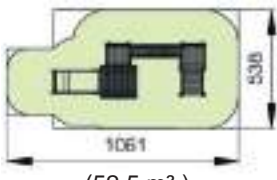
S605R

S605G

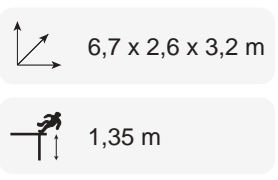
(plastic slide,
fixed bridge) (A/B)

7,2 x 2,6 x 3,2 m

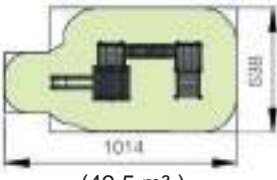
 1,40 m







538
1061
(52,5 m²)



6,7 x 2,6 x 3,2 m
1,35 m



538
1014
(49,5 m²)




S600R

S604G


S601R

S605G


Add-on elements (optional):




S001
2 benches and 1 table




S003
counter with abacus




S005
monkey ladder




S006
climbing arch




S007
rock wall




S008
low fireman's pole




S009
sand corner




S013
net climber



S014
low spiral fireman's pole



S019
small bench with 3 seats



S033-S038
play panels

There is a choice between red or green side walls on all structures.

LOW STRUCTURES

242 Europlay®

243



S601R



LOW STRUCTURES



Indian village - S580 » S583 (A/B)

3 - 12


2 ☺ - 8 ⌚ 🚚

A combination of two platforms, connected by means of a net bridge or a crawl tunnel. The platforms are accessible via a fireman's pole, a climbing arch, a net climber, a rock wall and a slide.

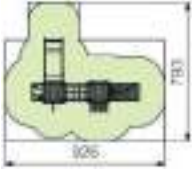
● S580R ● S580G
(stainless steel slide 1 m, net bridge) (A/B)

6,3 x 4,4 x 2,2 m


1,40 m



● S582R ● S582G
(stainless steel slide 1 m, crawl tunnel) (A/B)




(60,5 m²)



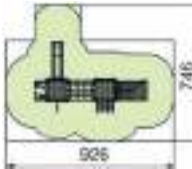
● S581R ● S581G
(plastic slide, net bridge) (A/B)

6,3 x 3,9 x 2,2 m


1,35 m




● S583R ● S583G
(plastic slide, crawl tunnel) (A/B)




(56,5 m²)




Add-on elements (optional):




S005
monkey ladder



S009
sand corner



S014
low spiral fireman's pole



S019
small bench with 3 seats

S581R



Ocean star - S440 » S441 (A/B)

3 - 12

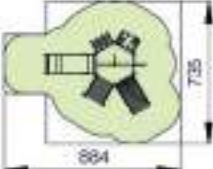
2 ☺ - 9 ⌚ 🚚

A hexagonal playing platform containing six different play elements (staircase, slide, rock wall, net climber, fireman's pole and climbing arch).

● S440R ● S440G
(stainless steel slide 1 m) (A/B)

5,4 x 4,4 x 3,9 m

1,40 m

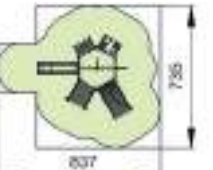


(56 m²)

● S441R ● S441G
(plastic slide) (A/B)

4,9 x 4,4 x 3,9 m

1,35 m



(52,5 m²)



There is a choice between red or green side walls on all structures.

S441R



S440G





High structures

In a world where everyone seems bigger, children like to throne above all else!

The large play structures offer great variety and plentiful possibilities: playhouses for the little ones, watch towers for the elder ones. Climbing remains the most important part of any playground equipment supplemented by whizzing down a slide or fireman's pole.

A lot of attention is paid to the design of the play structures. Due to the emplacement and the nature of the equipment the child may indulge itself in a fantasy world with small, cozy corners to play, houses with real roofs and towers with footbridges, climbing ladders and slides. A real childhood dream!



Materials

- type of wood: larch and ash rungs
- round wooden poles (Ø 12 cm) cut outside the pith
- larch platform boards (thickness 22 mm)
- HDPE polyethylene sheets
- roof shelves with tongue and groove system
- staircase with integrated steps 35 mm
- vertical climbing ladder with integrated rungs (Ø 40 mm)
- wobbly footbridge made of steel cables with larch boards (45 x 95 mm)
- polypropylene ropes and nets (Ø 16 mm) with steel wire reinforcement
- available slides for low towers: stainless steel slide (width 100 cm) or plastic slide (width 60 cm)
- available slides for high towers: high stainless steel slide (width 100 cm) or plastic spiral slide
- all metal components have been treated against corrosion and powdercoated with polyester



Fixing

- metal base supports for in-ground (type A) or surface (type B) fixing

Wooden structures - HIGH STRUCTURES



Watch tower
REF. S43 0R • p. 253



Ju mbo watch tower
REF. S43 1G • p. 253



Pirates den
REF. S610R • p. 254



Robin hood's hideout
REF. S620G • p. 256

Options available of red or green side panels, add R or G to indicate required option.

e.g.: ● = S430 + R ● = S430 + G



S625R + S006 + S007



There is a choice between red or green side walls on all structures.



S430R + G121



(Jumbo) watch tower - S430 » S431 (A/B)

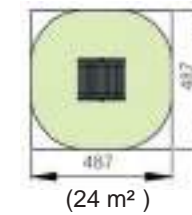
2,00 m

6 - 15

● S430R ● S430G
(watch tower) (A/B)

1,7 x 1,5 x 3,9 m

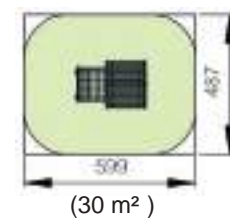
2 ☺ - 5 ☺



● S431R ● S431G
(jumbo watch tower) (A/B)

2,6 x 1,7 x 3,9 m

2 ☺ - 7 ☺



Add-on elements (optional):



S004
high fireman's pole



S018
high spiral fireman's pole



G121
high slide
(1 m wide)




G402
spiral slide


There is a choice between red or green side walls on all structures.



S430G + S018

Pirates den - S610 » S615 (A/B)

 2,05 m

 6 - 15

A two-story-high climbing tower with gable roof on top and a high slide or a spiral slide, connected to a lower section through an obliquely inclined fixed footbridge.

There is a vertical ladder to climb the tower and a convenient staircase to the lower platform. Below this platform a playhouse was arranged that can be provided with two supplementary benches and one table, play panels or a counter with abacus. A supplementary second low slide (stainless steel or plastic) can be placed.

S610R **S610G**
(high stainless steel slide 1 m wide) (A/B)

 6,9 x 3,6 x 3,9 m

 2 ☺ - 21 ☺ 



1035
(62 m²)



S611R **S611G**
(spiral slide) (A/B)

 5,8 x 3,6 x 3,9 m


 2 ☺ - 25 ☺ 





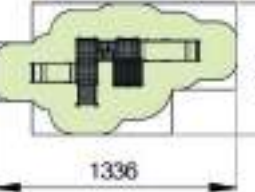
923
(59 m²)



S612R **S612G**
(low and high stainless steel slide 1 m wide) (A/B)

 9,4 x 3,6 x 3,9 m

 2 ☺ - 23 ☺ 



1336
(74,5 m²)



S613R **S613G**
(low stainless steel slide 1 m wide and spiral slide) (A/B)

 8,3 x 3,6 x 3,9 m


 2 ☺ - 27 ☺ 





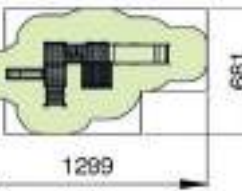
1224
(71 m²)



S614R **S614G**
(low plastic slide and high stainless steel slide 1 m wide) (A/B)

 8,9 x 3,6 x 3,9 m


 2 ☺ - 23 ☺ 





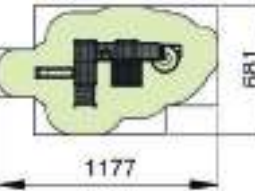
1299
(71,5 m²)



S615R **S615G**
(low plastic slide and spiral slide) (A/B)

 7,8 x 3,6 x 3,9 m

 2 ☺ - 27 ☺ 



1177
(68 m²)



S610R + S007

HIGH STRUCTURES

Add-on elements (optional):



S001
2 benches and 1 table



S003
counter with abacus



S004
high fireman's pole




S005
monkey ladder




S006
climbing arch



S007
rock wall



S008
low fireman's pole



S009
sand corner



S013
net climber



S014
low spiral fireman's pole




S018
high spiral fireman's pole




S033-S038
play panels

There is a choice between red or green side walls on all structures.

Robin hood's hideout - S620 » S625 (A/B)

 2,05 m


 6 - 15

Playground equipment with one high watch tower with gable roof, consisting of two floors. The whole is connected to two lower platforms through a suspension bridge and an obliquely-placed ramp.

Attached to the highest tower is a vertical climbing ladder; at the base a playhouse is arranged. One of the smaller platforms has a vertical climbing ladder, the other one an easy staircase and a slide. A supplementary second high stainless-steel slide or spiral slide can be placed.


S620R **S620G**
(low stainless steel slide 1 m wide) (A/B)


 7,2 x 4,9 x 3,9 m

 2 ☺ - 27 ⌚ 🚚




S621R **S621G**
(low plastic slide) (A/B)


 6,7 x 4,9 x 3,9 m

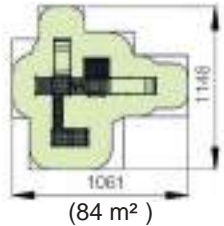
 2 ☺ - 27 ⌚ 🚚




S622R **S622G**
(low and high stainless steel slide 1 m wide) (A/B)


 8,0 x 7,2 x 3,9 m

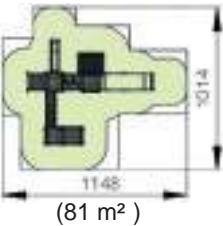
 2 ☺ - 29 ⌚ 🚚




S623R **S623G**
(low plastic slide and high stainless steel slide 1 m wide) (A/B)


 8,0 x 6,7 x 3,9 m

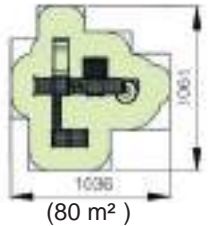
 2 ☺ - 29 ⌚ 🚚




S624R **S624G**
(low stainless steel slide 1 m wide and spiral slide) (A/B)


 7,2 x 6,9 x 3,9 m

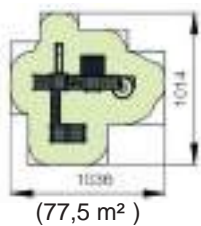
 2 ☺ - 33 ⌚ 🚚



S625R **S625G**
(low plastic slide and spiral slide) (A/B)

 6,9 x 6,7 x 3,9 m


 2 ☺ - 33 ⌚ 🚚



Add-on elements (optional):



S004
high fireman's pole




S005
monkey ladder




S006
climbing arch



S007
rock wall



S008
low fireman's pole



S009
sand corner



S013
net climber



S014
low spiral fireman's pole



S018
high spiral fireman's pole



S019
small bench with 3 seats



S033-S038
play panels



S620G + S007 + S008 + S013 + S018

There is a choice between red or green side walls on all structures.



Combinations

Our high and low structures can be linked together by means of various connection elements.

Wooden structures - COMBINATIONS



Brussels
REF. C004R • p. 261



Bern
REF. C006G • p. 262



Dublin
REF. C005G • p. 263



Amsterdam
REF. C007R • p. 264



London
REF. C008R • p. 265



Lisbon
REF. C001G • p. 267



Rome
REF. C002G • p. 269

Options available of red or green side panels, add R or G to indicate required option.
e.g.: ● = C004 + R ● = C004 + G

Brussels - ● C004R » ● C004G (A/B)

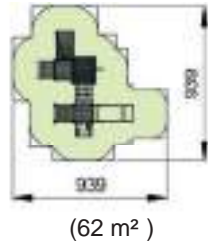
incl. climbing arch (S006), rock wall (S007), low fireman's pole (S008), net climber (S013) and low stainless steel slide (G112)

6,3 x 5,5 x 3,2 m

1,40 m

3 - 15

2 ☺ - 13 ⌚



Add-on elements (options):



S005
monkey ladder



S009
sand corner



S014
low spiral fireman's pole



S019
small bench with 3 seats



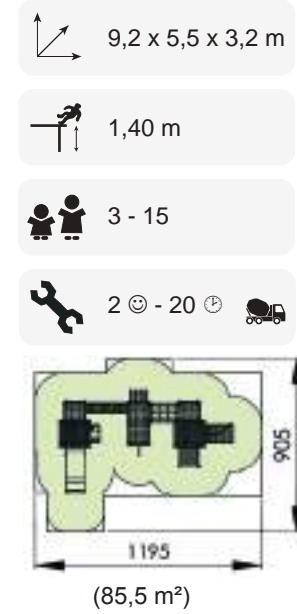
S033-S038
play panels




There is a choice between red or green side walls on all structures.

Bern - ● C006R » ● C006G (A/B)

incl. climbing arch (S006), rock wall (S007), low fireman's pole (S008), net climber (S013) and low stainless steel slide (G112)

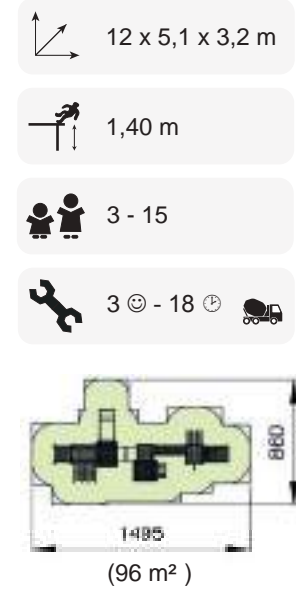


Add-on elements (options):

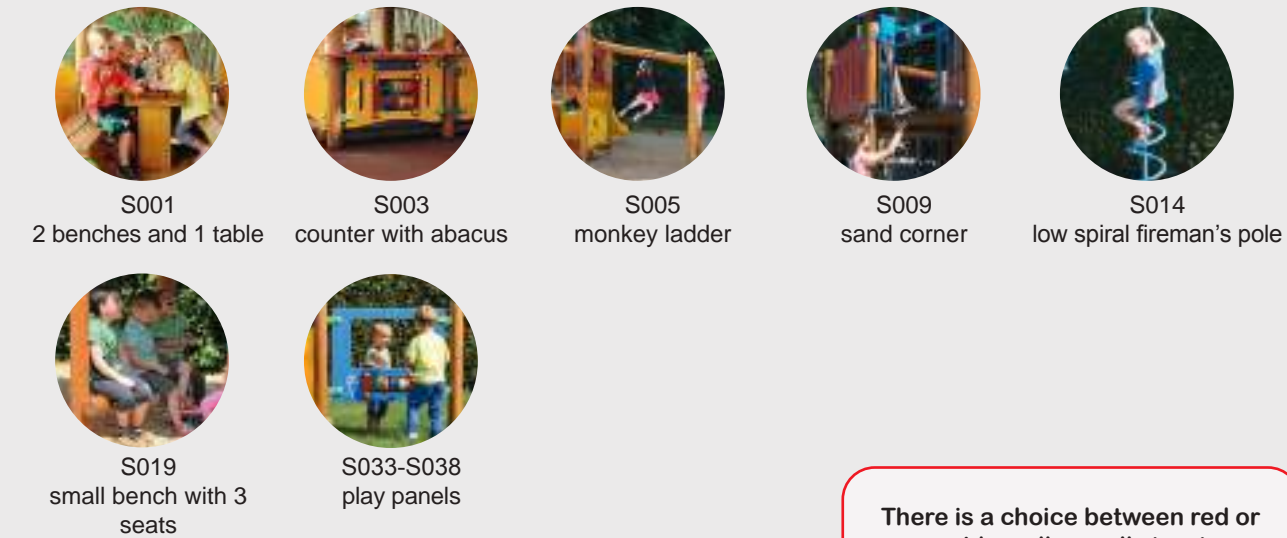


Dublin - ● C005R » ● C005G (A/B)

incl. climbing arch (S006), rock wall (S007), low fireman's pole (S008), net climber (S013) and low stainless steel slide (G112)




Add-on elements (options):





There is a choice between red or green side walls on all structures.



Amsterdam - ● C007R » ● C007G (A/B)

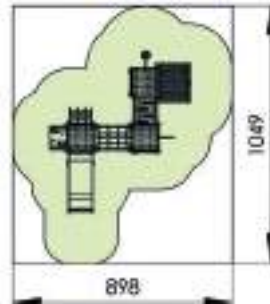
incl. monkey ladder (S005), rock wall (S007), low fireman's pole (S008), net climber (S013), high spiral fireman's pole (S018) and low stainless steel slide (G112)

 6,7 x 5,8 x 3,9 m

 2,00 m

 3 - 15

 2 ☺ - 16 ⌚ 



898 1049


(94,5 m²)




*Photo not fully compliant.




Add-on elements (options):




S004
high fireman's pole




S006
climbing arch




S009
sand corner



S014
low spiral fireman's pole



G402
spiral slide





G121
high stainless steel slide (1 m wide)


There is a choice between red or green side walls on all structures.



London - ● C008R » ● C008G (A/B)

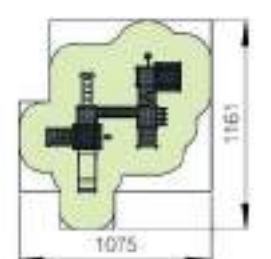
incl. monkey ladder (S005), climbing arch (S006), net climber (S013), low spiral fireman's pole (S014), high spiral fireman's pole (S018) and low stainless steel slide (G112)

 7,8 x 7,6 x 3,9 m

 2,00 m

 3 - 15

 2 ☺ - 24 ⌚ 



1075 1163

(101 m²)



Add-on elements (options):



S001
2 benches and 1 table



S003
counter with abacus



S007
rock wall



S008
low fireman's pole



S009
sand corner



S019
small bench with 3 seats



S033-S038
play panels



G402
spiral slide



G121
high stainless steel slide (1 m wide)



There is a choice between red or green side walls on all structures.

Lisbon - ● C001R » ● C001G (A/B)

incl. climbing arch (S006), high spiral fireman's pole (S018), low stainless steel slide (G112) and spiral slide (G402)

13,5 x 4,9 x 3,9 m

2,00 m

3 - 15

2 ☺ - 40 ☺


106 m²



Add-on elements (options):




S001
2 benches and 1 table




S003
counter with abacus



S007
rock wall



S008
low fireman's pole




S009
sand corner




S013
net climber



S014
low spiral fireman's pole



S019
small bench with 3 seats



S033-S038
play panels



Rome - ● C002R » ● C002G (A/B)

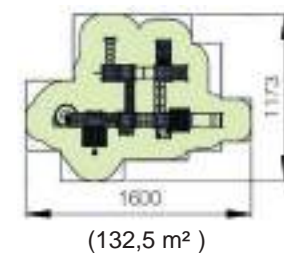
incl. climbing arch (S006), rock wall (S007), low fireman's pole (S008), net climber (S013), low stainless steel slide (G112) and spiral slide (G402)

12 x 8,4 x 3,9 m

2,00 m

3 - 15

3 ☺ - 30 ⌚ 🚚



COMBINATIONS


Add-on elements (options):




S001
2 benches and 1 table



S003
counter with abacus



S004
high fireman's pole



S009
sand corner



S014
low spiral fireman's pole



S019
small bench with 3 seats



S033-S038
play panels

There is a choice between red or green side walls on all structures.



Add-on elements

In every wooden play structure, a side panel can be left out and replaced by an add-on element of choice. Depending on the direction of the horizontal beams under the platform, a climbing arch or rock wall can be chosen. A monkey ladder, a sand workshop, a net climber and a fireman's pole can be added in any position. The climbing arch and rock wall are always being installed transverse to the horizontal poles. Moreover, all play structures can be connected with each other by means of a crawl tunnel or a connection net.

Please note that between any add-on component and a play structure a minimum safety distance of 150 cm has to be respected.

Wooden structures - ADD-ON ELEMENTS



Benches and table
REF. S001 • p. 274



Counter with abacus
REF. S003 • p. 274



Play panels
REF. S03 3 -S03 8 • p. 275



Small bench with
3 seats
REF. S019 • p. 275



Low fireman's pole
REF. S008 • p. 276



Low spiral
fireman's pole
REF. S014 • p. 276



High fireman's pole
REF. S004 • p. 276



High spiral
fireman's pole
REF. S018 • p. 276



Low stainless steel
slide 1 m wide
REF. G112 • p. 277



Low plastic slide
REF. G3 01 • p. 277



High stainless steel
slide 1 m wide
REF. G121 • p. 277



Spiral slide
REF. G402 • p. 277



Monkey ladder
REF. S005 • p. 278



Climbing arch
REF. S006 • p. 278



Rock wall
REF. S007 • p. 279



Sand corner
REF. S009 • p. 279



Net climber
REF. S013 • p. 280




Crawling tunnel
REF. S702 • p. 281




Net bridge
REF. S704 • p. 281



Benches and table - S001

 2 - 8

 2 ☺ - 1,5 ⌚

- Materials:
- type of wood: larch
 - boards 22 and 35 mm
 - polyester coated round tube



For most units, a sitting group (2 benches and 1 table) can be added inside the playhouses.



Play panels - S033 » S038

 1 x 0,05 x 0,7 m

 2 - 8

 1 ☺ - 0,5 ⌚


- Materials:
- HDPE polyethylene sheet material




The play panels can be integrated in most of the classic Europlay structures (see page 127).



Counter with abacus - ● S003R » ● S003G

 2 - 8

 1 ☺ - 1 ⌚


- Materials:
- HDPE polyethylene sheet material




For most units, a counter with abacus can be added inside the playhouses.



Small bench with 3 seats - S019

 3 - 12

 1 ☺ - 1 ⌚

- Materials:
- type of wood: larch
 - seats made of HDPE polyethylene





This wooden beam (to sit on) can be integrated in most of the classic Europlay structures. Sold per piece.





Fireman’s poles - S004 » S018 (A/B)

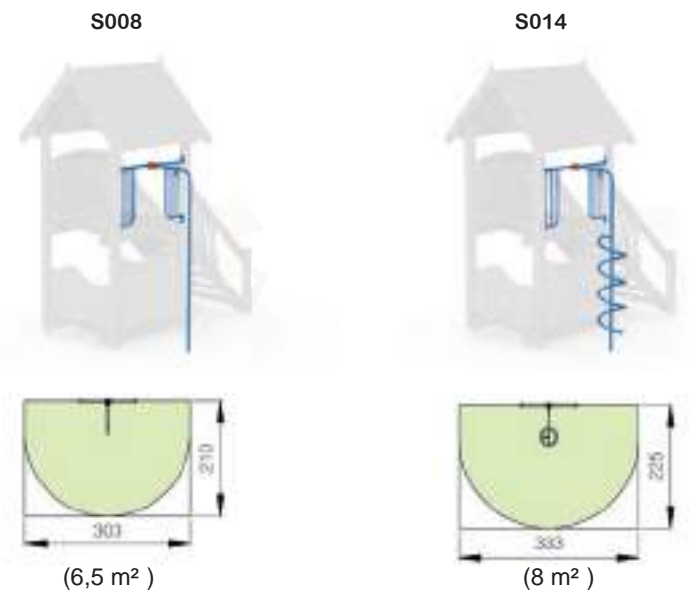
S008 (low fireman’s pole) (A/B)
S014 (low spiral fireman’s pole) (A/B)

 1,2 x 0,7 x 2,1 m


 1,35 m


 4 - 12


 2 ☺ - 1,5 ⌚ 🚚




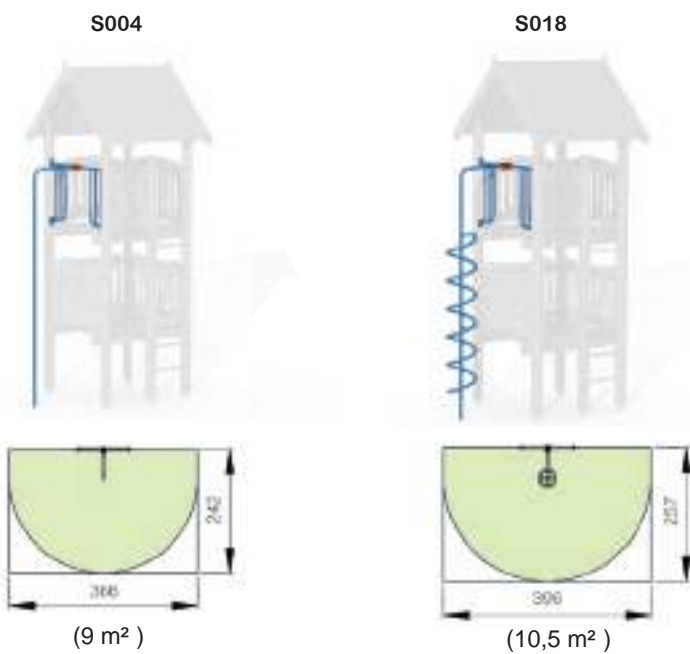
S004 (high fireman’s pole) (A/B)
S018 (high spiral fireman’s pole) (A/B)

 1,2 x 0,7 x 2,8 m

 2,00 m

 4 - 12

 2 ☺ - 1,5 ⌚ 🚚



- Materials:
- polyester coated round tube

Can be placed in any direction.

Slides - G112 » G402 (A/B)

 4 - 12

G112R G112G
(low stainless steel slide 1 m wide) (A/B)

 2,6 x 1,1 x 2,2 m

 1,40 m

 2 ☺ - 1,5 ⌚ 🚚



(19 m²)



G301R G301G
(low plastic slide 0,5 m wide) (A/B)

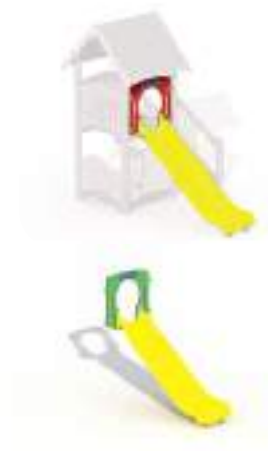
 2,2 x 1,1 x 2,2 m

 1,35 m

 2 ☺ - 1,5 ⌚ 🚚



(15 m²)



G121R G121G
(high stainless steel slide 1 m wide) (A/B)

 3,5 x 1,1 x 2,8 m

 2,05 m


 2 ☺ - 2 ⌚ 🚚





(22 m²)

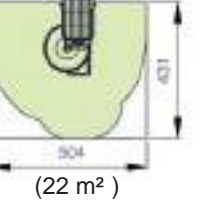


G402
(plastic spiral slide) (A/B)

 2,5 x 1,7 x 2,9 m

 1,85 m

 2 ☺ - 4 ⌚ 🚚



(22 m²)



- Materials:
- stainless steel slide 1,5 mm or synthetic slide in polyethylene
 - panels in HDPE polyethylene
 - safety bar powder coated



Monkey ladder - S005 (A/B)

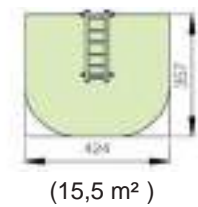
2,1 x 1,2 x 2,2 m

Can be placed in any direction, but not next to a slide or under or next to a roof.

2,00 m

4 - 12

2 ☺ - 2 ⌚ 🚚



- Materials:**
- type of wood: larch
 - 12 cm thick round wooden poles cut outside the heart
 - incorporated ladder rungs 40 mm thickness in ash



Rock wall - S007 (A/B)

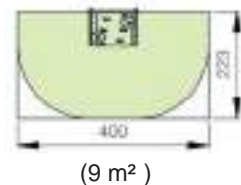
1,2 x 0,8 x 2,1 m

Attention! Can only be placed in the opposite direction of a staircase.

1,35 m

4 - 12

2 ☺ - 2 ⌚ 🚚



- Materials:**
- type of wood: larch and oak
 - special waterproof non-slip board
 - synthetic climbing grips
 - polyester coated safety rail



Climbing arch - S006 (A/B)

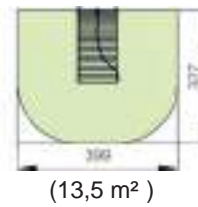
1,9 x 1,2 x 2,1 m

Attention! Can only be placed in the opposite direction of a staircase.

1,35 m

4 - 12

2 ☺ - 2 ⌚ 🚚



- Materials:**
- type of wood: larch and oak
 - glued arch
 - steel-wire pulling rope
 - polyester coated safety rail
 - synthetic clamp



Sand corner - S009

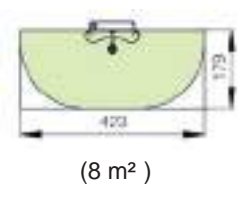
1,3 x 0,8 x 2,1 m

A pulley with sand basket and chain that can be pulled up. Below is a table with pipe fitted. Can be placed in any direction.

1,35 m

4 - 10

2 ☺ - 1 ⌚ 🚚



- Materials:**
- plastic bucket on galvanized chain
 - table in HDPE polyethylene
 - synthetic tube
 - stainless steel pulley



Net climber - S013 (A/B)

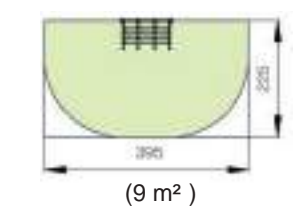
1,2 x 0,7 x 2,1 m

Can be placed in any direction.

1,35 m

4 - 12

2 ☺ - 2 ☹



- Materials:**
- polyester coated metal
 - steel-wire net



Crawling tunnel - ● S702R » ● S702G

1,6 x 1,1 x 1,0 m

- Materials:**
- polyethylene



Net bridge - ● S704R » ● S704G

1,8 x 1,0 x 0,9 m

- Materials:**
- type of wood: larch
 - steel-wire net
 - 9 x 9 cm walking beam
 - handrails 45 mm thick



ADD-ON ELEMENTS





Toddler adventure trail

Toddlers and movement

We have developed this toddler adventure trail to allow children to practice their mobility skills. This trail is delivered completely preassembled making it quick and easy to install onto surfaces like tarmac or concrete. Constructed using hardwood and larch this trail is also extremely robust.



Materials

- tropical hardwood (padauk - durability I)
- round larch poles (Ø 12 cm)
- polypropylene ropes (Ø 16 mm) with steel cable reinforcement
- metal parts treated against corrosion and with a polyester powder coating



Fixing

- metal base supports in the ground (A)
- metal base supports on the ground (B)

Adventure - TODDLER ADVENTURE TRAIL



Snake path
REF. A400 • p. 286



Log walk
REF. A410 • p. 286



Log hop
REF. A420 • p. 286



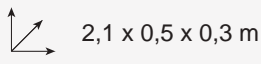
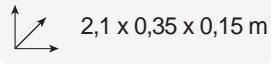
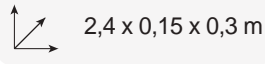
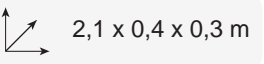
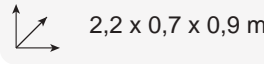















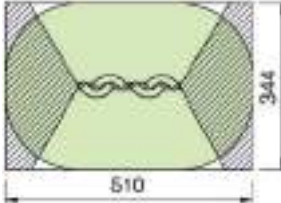
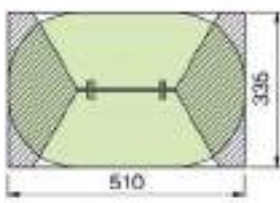
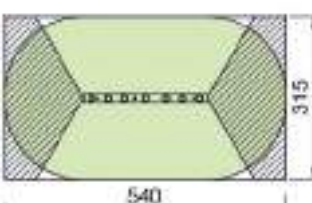
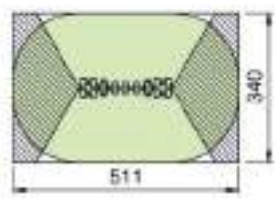
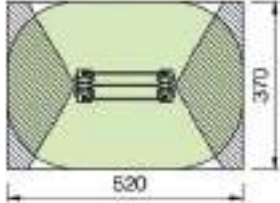





Crocodile back
REF. A430 • p. 287



Monkey tightrope
REF. A440 • p. 287



Toddler adventure trail - A400 » A440 (A/B)

A400 - Snake path	A410 - Log walk	A420 - Log hop	A430 - Crocodile back	A440 - Monkey tightrope
 2,1 x 0,5 x 0,3 m	 2,1 x 0,35 x 0,15 m	 2,4 x 0,15 x 0,3 m	 2,1 x 0,4 x 0,3 m	 2,2 x 0,7 x 0,9 m
 0,30 m	 0,15 m	 0,30 m	 0,30 m	 0,20 m
 2 - 6	 2 - 6	 2 - 6	 2 - 6	 2 - 6
 1 ☺ - 1,5 ☺	 1 ☺ - 1,5 ☺	 1 ☺ - 1,5 ☺	 1 ☺ - 1,5 ☺	 1 ☺ - 2 ☺
 (18 m ²)	 (17,5 m ²)	 (17 m ²)	 (17,5 m ²)	 (18 m ²)
				





Wooden adventure path

A must-have for all adventurers: who will reach the end without touching the ground?

A varied combination of different balance equipment with a natural design. Optional devices can be added or deleted as you wish!



Materials

- types of wood:
 - round wooden poles in oak or robinia for in-ground fixing
 - round wooden poles in larch for use above ground
 - boards and beams in larch
 - ash rungs
- round wooden poles (Ø 10, 12 and 14 cm) cut outside the pith
- larch boards (45 x 95 mm) and beams (90 x 90 mm)
- incorporated rungs (thickness 40 mm)
- synthetic tyres
- polypropylene ropes and nets (Ø 16 mm) with steel wire reinforcement
- galvanised chains
- galvanised steel anchors (Ø 35 mm)
- polyester coated tubes (Ø 35 mm)
- stainless-steel pivot

Adventure - WOODEN ADVENTURE PATH



Wooden adventure path (type A)
REF. A010 • p. 292



Wooden adventure path (type B)
REF. A020 • p. 294



Wooden adventure path (type C)
REF. A050 • p. 294



Step bollard
REF. A690 • p. 296



Tarzan
REF. A600 • p. 296



King Arthur
REF. A610 • p. 297



Robin Hood
REF. A620 • p. 297



Asterix
REF. A680 • p. 298



Robinson Crusoe
REF. A670 • p. 299



Lancelot
REF. A660 • p. 299



Buffalo Bill
REF. A650 • p. 300



Hercules
REF. A640 • p. 300



Twist and shout
REF. S335 • p. 301



Zorro
REF. A630 • p. 301



Wobbly footbridge
REF. S360 • p. 302



Ravine crossing
REF. S361 • p. 303



Suspension arch
REF. S337 • p. 303



Wiggle waggle
REF. S336 • p. 304



Wooden adventure path (type A) - A010

1,00 m

4 - 15

2 ☹ - 25 ☺

Asterix
REF. A680• p. 298

Hercules
REF. A640• p. 300

Lancelot
REF. A660• p. 299

Robin Hood
REF. A620• p. 297

Buffalo Bill
REF. A650• p. 300

King Arthur
REF. A610• p. 297


Tarzan
REF. A600• p. 296

Zorro
REF. A630• p. 301

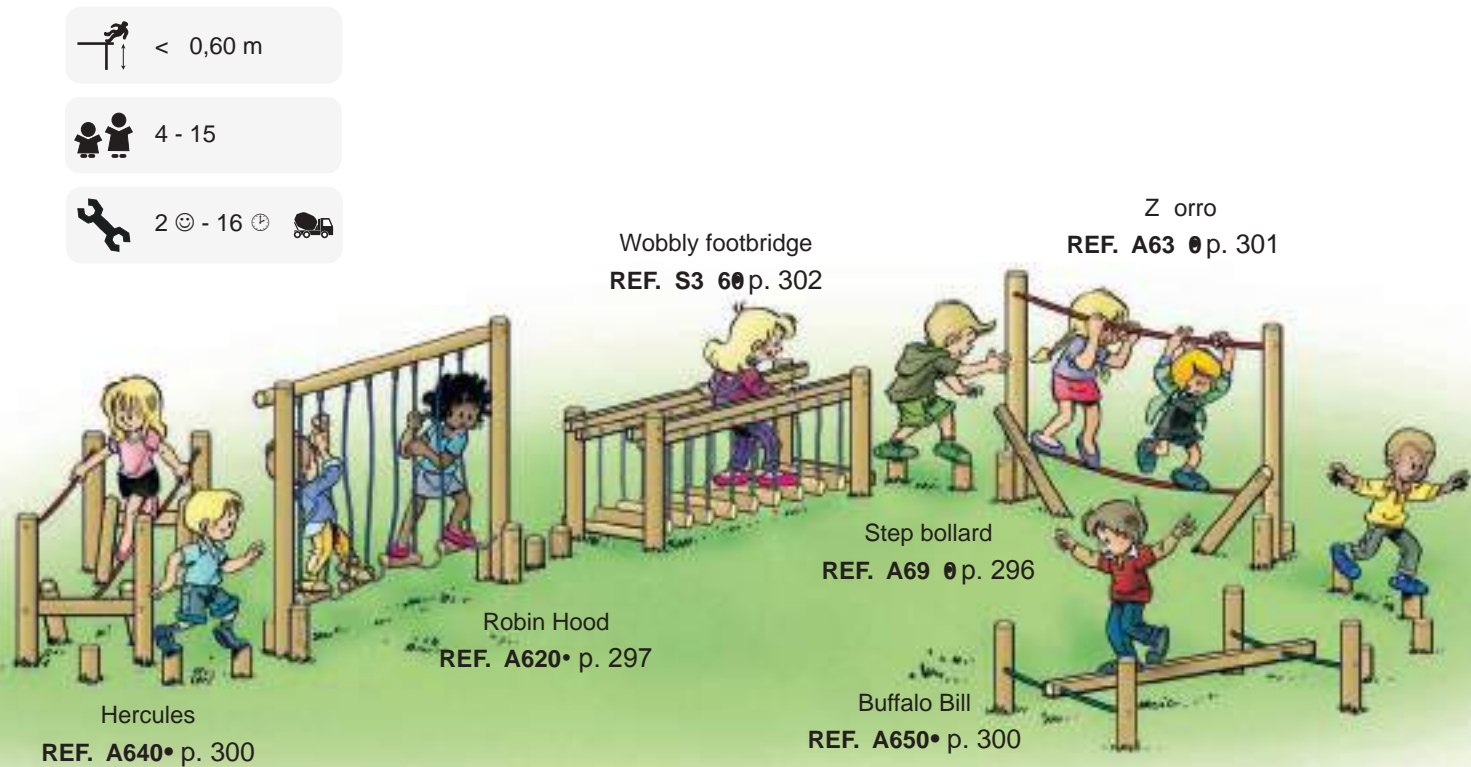
Robinson Crusoe
REF. A670• p. 299

Step bollard
REF. A690• p. 296

Wooden adventure path (type B) - A020



Wooden adventure path (type C) - A050

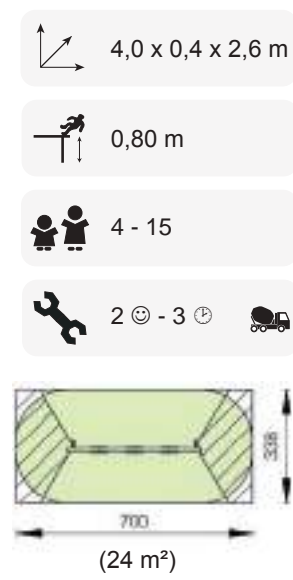


Step bollard - A690

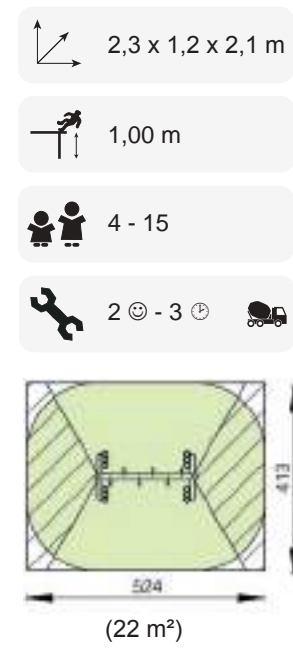


* Sometimes step bollards can have core

King Arthur - A610



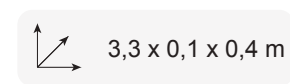
Tarzan - A600



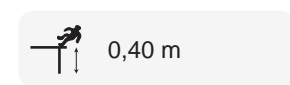
Robin Hood - A620



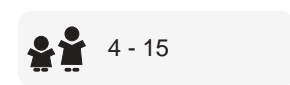
Asterix - A680




3,3 x 0,1 x 0,4 m



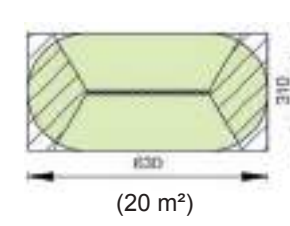
0,40 m



4 - 15




2 ☺ - 3 ☺ 🚚



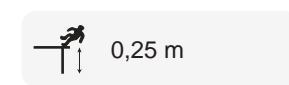
630
310
(20 m²)



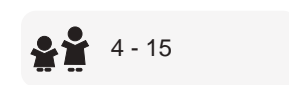
Robinson Crusoe - A670




4,0 x 0,12 x 0,22 m



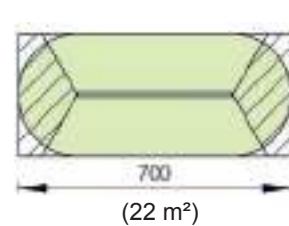
0,25 m



4 - 15



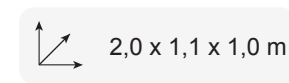
2 ☺ - 1,5 ☺ 🚚



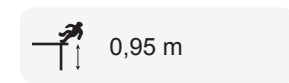
700
312
(22 m²)



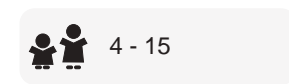
Lancelot - A660




2,0 x 1,1 x 1,0 m



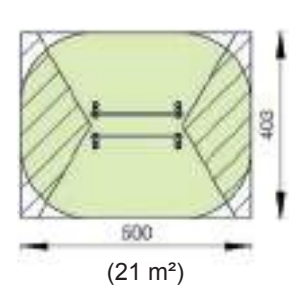
0,95 m



4 - 15



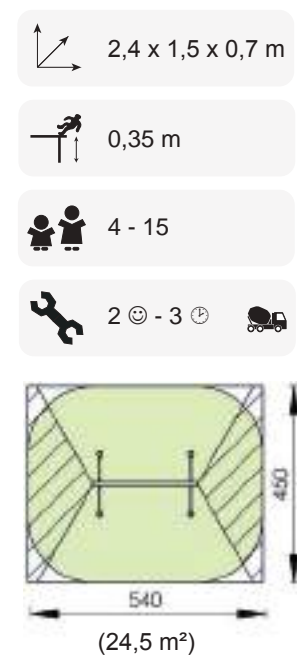
2 ☺ - 3 ☺ 🚚



500
403
(21 m²)



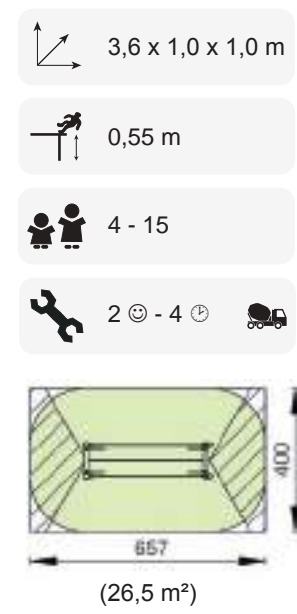
Buffalo Bill - A650



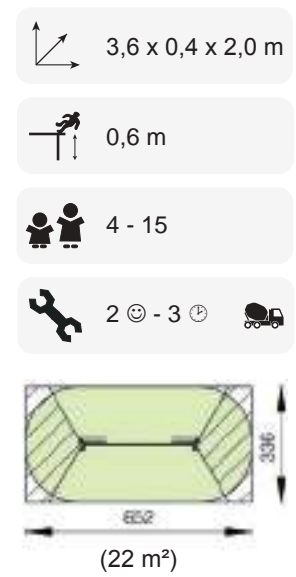
Twist and shout - S335




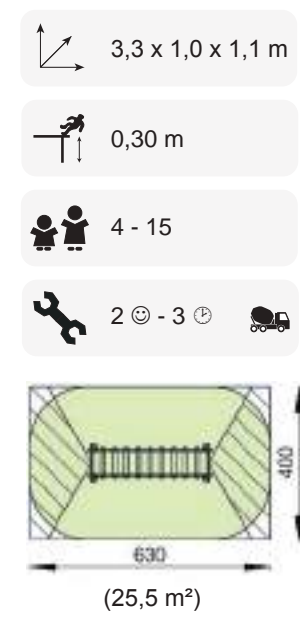
Hercules - A640



Zorro - A630



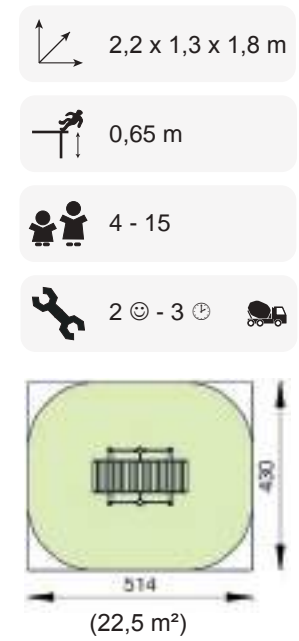
Wobbly footbridge - S360




Ravine crossing - S361





Suspension arch - S337





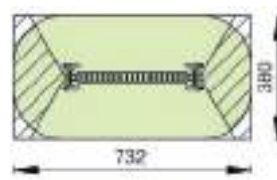
Wiggle waggle - S336

 4,3 x 0,8 x 0,5 m

 0,50 m

 4 - 15

 2 ☉ - 4 ☉ 



(28 m²)



WOODEN ADVENTURE PATH





Metal adventure path

Besides the wooden adventure path, the metal counterpart creates the same challenge for children, i.e. to reach the end without touching the ground.


Thanks to a beautiful design, vandalism resistant components and a great attraction to play, the metal adventure trail is certainly to everybody's taste and fits in every neighbourhood!




Materials

- metal posts (Ø 127 mm)
- metal tubes (Ø 35 and 60 mm)
- all metal components have been treated against corrosion and powdercoated with polyester
- synthetic and aluminium connection elements
- vandalism resistant synthetic connection clamps and pole caps
- polypropylene ropes and nets (Ø 16 mm) with steel wire reinforcement
- HDPE polyethylene sheets
- synthetic tyres
- round wooden poles (Ø 100 mm)


Adventure - METAL ADVENTURE PATH




Ohio
REF. A59 0 • p. 309




California
REF. A500 • p. 309




Texas
REF. A510 • p. 310




Virginia
REF. A520 • p. 310




Florida
REF. A53 0 • p. 311




Indiana
REF. A540 • p. 311




Utah
REF. A550 • p. 312



Alabama
REF. A560 • p. 312




Alaska
REF. A570 • p. 313





Arizona
REF. A580 • p. 313

Ohio - A590

 Ø 0,15 x H 0,3 m

 0,30 m

 6 - 12

 1 ☺ - 1 ☹ 




315
(8 m²)




California - A500

 4,3 x 1,2 x 2,2 m

 0,70 m

 6 - 12


 2 ☺ - 4 ☹ 




725 412
(30 m²)




Texas - A510




4,3 x 1,2 x 2,2 m




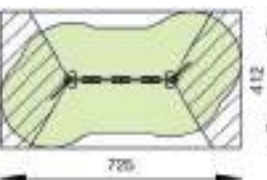
0,80 m




6 - 12




2 ☺ - 4 ☹ 




(30 m²)




Florida - A530




4,3 x 1,2 x 2,2 m




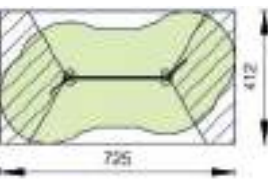
0,40 m



6 - 12



2 ☺ - 4 ☹ 




(30 m²)



Virginia - A520



4,3 x 1,2 x 2,2 m



0,60 m




6 - 12



2 ☺ - 4 ☹ 



(30 m²)



Indiana - A540



4,7 x 0,9 x 2 m



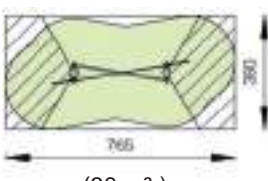
0,45 m




6 - 12



2 ☺ - 4 ☹ 



(30 m²)



Utah - A550



3,4 x 0,7 x 0,6 m



0,45 m



6 - 12




2 ☹ - 4 ☺







(23,5 m²)




Alabama - A560



3,5 x 0,8 x 1,2 m




1,00 m



6 - 12



2 ☹ - 3 ☺





(24 m²)



Alaska - A570



3,4 x 0,5 x 0,6 m



0,40 m



6 - 12



2 ☹ - 3 ☺






(22,5 m²)




Arizona - A580



3,8 x 0,5 x 0,8 m




0,40 m

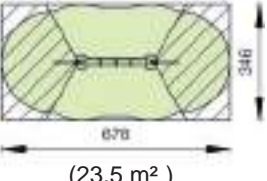


6 - 12




2 ☹ - 4 ☺





(23,5 m²)





Furniture

Customised furniture for children is an asset to any playground.

Benches and tables are indispensable and form a colourful, playful setting in an often tight environment.

Furniture - FURNITURE



Polyethylene round picnic table
REF. P53 1 • p. 317



Picnic table for children
REF. P560 • p. 317




Story bench
REF. P571 • p. 318



Story bench
REF. P59 1 • p. 319



Story circle
REF. P59 0 • p. 320




Story corner
REF. P570 • p. 321



Toddlers bench
REF. P540 • p. 322



Teenagers bench
REF. P840 • p. 322



Encounter
REF. P3 50 • p. 323



Concrete benches with wood slats
REF. P200 • p. 324



Concrete benches with wood slats
REF. P210 • p. 324



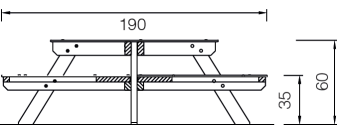
Picnic tables
REF. P521 • p. 325

Polyethylene round picnic table - P531

Ø 1,9 x H 0,6 m

2 - 8

1 ☺ - 3 ☺



- Materials:**
- type of wood: larch
 - boards 45 x 95 mm
 - 12 mm polyethylene reinforced with a waterproof board for stability
- Optional ground fixing:**
- 4 x A003: bracket for surface fixing
 - 4 x A004: ground anchor for in-ground fixing

A round table with attached benches, made of durable polyethylene. Comes in DIY kit.



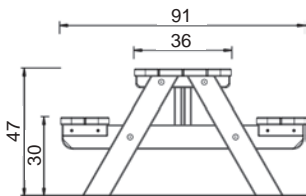
Picnic table for toddlers - P561 » children - P560

P561

0,9 x 0,9 x 0,47 m

1 - 2,5

1 ☺ - 1,5 ☺



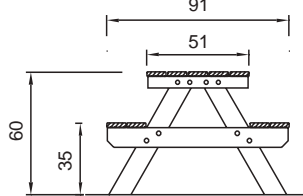
- Materials:**
- type of wood: pine (pressure-impregnated)
 - boards 28mm

P560

1,2 x 1,0 x 0,6 m

2 - 6

1 ☺ - 1,5 ☺



- Materials:**
- type of wood: pine (pressure-impregnated)
 - boards 22 x 95 mm and 35 x 95 mm

A sturdy table with attached benches; especially designed for children. Can be attached to the floor with brackets. Comes in DIY kit.



P561



P560

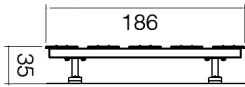
Story bench - P571 » P594

P571 (5 seats)

1,9 x 0,4 x 0,4 m

3 - 10

2 ☺ - 0,5 ☺

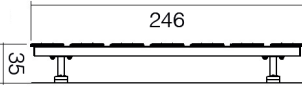


P572 (7 seats)

2,5 x 0,4 x 0,4 m

3 - 10

2 ☺ - 0,5 ☺






- Materials:**
- type of wood: larch and padauk
 - square poles 9 x 9 cm and 12 x 12 cm
 - polyethylene disks in different colors combined according to availability
 - polyester coated metal base supports
- Optional ground fixing:**
- 2 x A003: bracket for surface fixing
 - 2 x A004: ground anchor for in-ground fixing

P591 (5 seats)

1,9 x 0,7 x 0,4 m

4 - 10

2 ☺ - 1 ☺




P592 (9 seats)

3,3 x 1,0 x 0,4 m

4 - 10

2 ☺ - 1,5 ☺



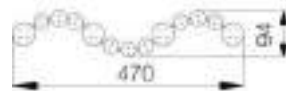
- Optional ground fixing:**
- 2 x A003: bracket for surface fixing
 - 2 x A004: ground anchor for in-ground fixing
- Optional ground fixing:**
- 3 x A003: bracket for surface fixing
 - 3 x A004: ground anchor for in-ground fixing

P593 (13 seats)

4,7 x 1,0 x 0,4 m

4 - 10

2 ☺ - 2 ☺




P594 (17 seats)

6,1 x 1,0 x 0,4 m

4 - 10

2 ☺ - 2,5 ☺



- Optional ground fixing:**
- 4 x A003: bracket for surface fixing
 - 4 x A004: ground anchor for in-ground fixing
- Optional ground fixing:**
- 5 x A003: bracket for surface fixing
 - 5 x A004: ground anchor for in-ground fixing



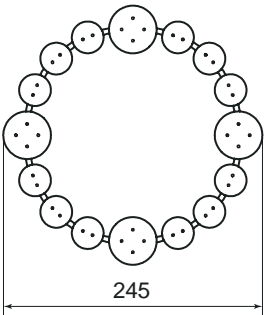
Story circle - P590

P590 (16 seats)

Ø 2,5 x H 0,4 m

4 - 10

2 ☺ - 2 ☹



- Materials:**

 - type of wood: oak
 - square poles 12 x 12 cm
 - polyethylene disks in different colors combined according to availability
 - polyester coated metal base supports
- Optional ground fixing:**

 - 4 x A003: bracket for surface fixing
 - 4 x A004: ground anchor for in-ground fixing


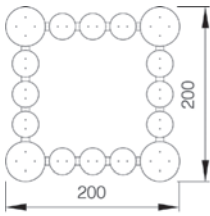
Story corner - P570 » P580

P570 (16 seats)

2,0 x 2,0 x 0,4 m

4 - 10

2 ☺ - 2 ☹


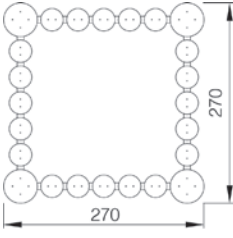


P580 (24 seats)

2,7 x 2,7 x 0,4 m

4 - 10

2 ☺ - 2 ☹



- Materials:**

 - type of wood: larch and oak
 - square poles 9 x 9 cm and 12 x 12 cm
 - polyethylene disks in different colours combined according to availability
 - comes largely preassembled
- Optional ground fixing:**

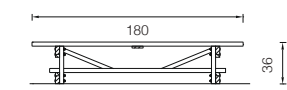
 - 4 x A003: bracket for surface fixing
 - 4 x A004: ground anchor for in-ground fixing



Toddlers bench - P540 » P541


P540

1,8 x 0,4 x 0,4 m



P541

2,4 x 0,4 x 0,4 m



3 - 10

Materials:

- type of wood: pine (pressure impregnated)

Optional ground fixing:

- 2 x A003: bracket for surface fixing
- 2 x A004: ground anchor for in-ground fixing



Encounter - P350 » P351

P350 (without screen)

3,1 x 2,7 x 2,9 m

10 - 18

2 ☺ - 6 ☺

P351 (with screen)

3,1 x 3,0 x 2,9 m

10 - 18


2 ☺ - 7,5 ☺



- Materials:
- roofing in polyethylene
 - round wooden poles in larch cut outside the heart
 - in-ground metal base supports
 - table in polyethylene
 - polyester-coated metal corner supports
 - screen boards in larch

Teenagers bench - P840 » P841

P840 (tropical hardwood)



P841 (red Norwegian pine)



2,0 x 0,6 x 0,5 m

4 - 18

Materials:

- type of wood: tropical hardwood (P840) and Norwegian red pine (pressure impregnated) (P841)
- metal polyester coated

Optional ground fixing:

- 4 x A003: bracket for surface fixing
- 4 x A004: ground anchor for in-ground fixing



Concrete benches with wood slats

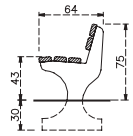
P200A (untreated tropical hardwood) - P201A (impregnated red Norwegian pine) • 5 boards




2,0 x 0,7 x 0,8 m




2 ☺ - 2 ⌚



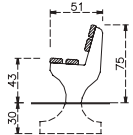
P200B (untreated tropical hardwood) - P201B (impregnated red Norwegian pine) • 4 boards




2,0 x 0,6 x 0,8 m




2 ☺ - 2 ⌚



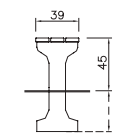
P210 (untreated tropical hardwood) - P211 (impregnated red Norwegian pine) • 3 boards



2,0 x 0,4 x 0,5 m



2 ☺ - 2 ⌚



- Materials:
- supports: reinforced concrete
 - boards 35 x 120 mm (hardwood)
 - boards 45 x 120 mm (pine)



P201B



P200A

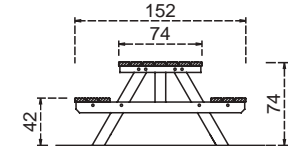
Picnic tables - P520 » P524

These solid, well finished picnic sets are assembled with bolts and/or invisible screws. Partially preassembled.

P521 - P522 - P524



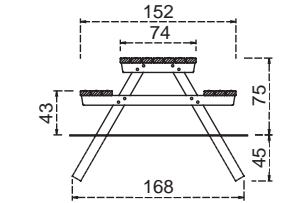
2 ☺ - 1 ⌚



P520



2 ☺ - 2 ⌚



(to dig into the ground)



P521 (length 1,6 m)



P522 (length 2,0 m)



P524 (length 2,4 m)



P520 (length 1,8 m)



P523 (A/B)



2 ☺ - 2 ⌚



P523 (Ø 2,1 m)

- Optional ground fixing (P521/P522/P524):
- 4 x A003: bracket for surface fixing
 - 4 x A004: ground anchor for in-ground fixing
- Optional ground fixing (P523):
- 8 x A003: bracket for surface fixing
 - 8 x A004: ground anchor for in-ground fixing

- Materials:
- type of wood: impregnated red Norwegian pine
 - boards 35 x 95 mm (P521, P522, P524)
 - boards 45 x 95 mm (P520) - boards 40 x 140 mm (P523)



P523



P520




Borders & fences

Fences can be used not only to define the playground but also to prevent loose fill surfaces from migrating outside the play area.

Borders & fences - BORDERS & FENCES




Roundwood border
REF. R9 06 • p. 329



Timber border
REF. A9 50 • p. 330



Combination border
REF. A180 • p. 330



Border in horizontal
sleepers
REF. B260 • p. 331




Border in vertical
sleepers
REF. B060 • p. 331




Hit & miss
REF. A100X• p. 332



Patio fence
REF. 2110 • p. 333



Decorative fence
REF. D080 • p. 333



Sandbox border
in rubber
REF. R001 • p. 335

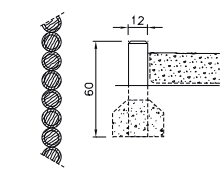


Roundwood border

Round poles milled over the entire length and crowned at the end.

- Type of wood:
- pressure-impregnated pine

Advantage: can be used for round shapes, can also be combined with a timber cluster.



REF.	Diameter	Length
R906Y	10 cm	60 cm
R908Y	10 cm	80 cm
R910Y	10 cm	100 cm
R1206Y	12 cm	60 cm
R1208Y	12 cm	80 cm
R1210Y	12 cm	100 cm
R1212Y	12 cm	120 cm
R1214Y	12 cm	140 cm
R1216Y	12 cm	160 cm
R1409Y	14 cm	90 cm



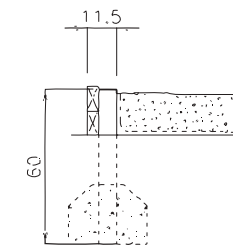
Timber border

REF. A950
Boards 45 x 95 mm, per meter, various lengths

- REF. A706
- pole 0,6 m (7 x 7 cm), per piece
 - the boards are screwed to the upright poles.
 - 1 x A706 per 90 cm

Type of wood:

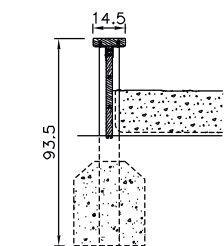
- pressure-impregnated pine



Combination border

Border consisting of 2 or 3 horizontal boards fitted with tongue and groove and fitting in vertical groove poles. The top shelf has no groove and hereupon a broad sitting board is attached using brackets.


- REF. A180 - massive grooved board
L 1,8 m (2,8 x 14,5 cm)
- REF. A181 - massive board without groove
L 1,8 m (2,8 x 14,5 cm)
- REF. A090 - groove pole
L 0,9 m (9 x 9 cm)
- REF. A002 - cover board
(3,5 x 14,5 cm) per meter
- REF. A003 - bracket
(with matching screws)



- Requirements:
- 2 to 3 boards per 1,8 m of which one without groove
 - 1 groove pole per 1,8 m with an additional pole in the corners (placed twice)
 - 6 brackets per length of 1,8 m; 2 wood thread screws per bracket
 - 1 cover board in multiples of 1,8 m to be sewn in the corners

Type of wood:

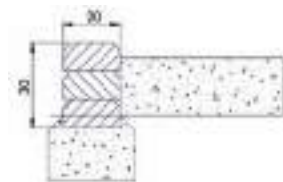
- pressure-impregnated pine



Border in horizontal sleepers

New oak or pine sleepers are placed together and fastened with long nails (to be drilled beforehand!) or with wood thread screws. Pressure impregnated.

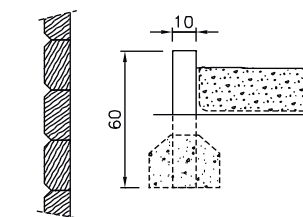
- REF. B260
L 2,6 m x W 0,2 m x H 0,1 m - oak
- REF. B180
L 1,8 m x W 0,2 m x H 0,1 m - oak
- REF. B000
L 1,8 m x W 0,11 m x H 0,14 m - spruce
- REF. B001
L 2,5 m x W 0,11 m x H 0,14 m - spruce
- Type of wood:
- oak or spruce



Border in vertical sleepers

New oak sleepers with one right angle cut, placed vertically next to each other to form a border. Pressure impregnated.

- REF. B060
L 0,6 m x W 0,2 m x H 0,1 m
- REF. B090
L 0,9 m x W 0,2 m x H 0,1 m
- REF. B120
L 1,2 m x W 0,2 m x H 0,1 m
- Type of wood:
- oak



Hit & miss

A fence of round poles where small children can climb on, look through but cannot get over. Ideal as a border around playgrounds, to mark out swings from the rest of the playground. Also to prevent children crossing the street unexpectedly.

REF. A100 Y (price per linear meter)

highest pole 1,0 m above ground (total pole length 1,6 m)
lowest pole 0,2 m above ground (total pole length 0,8 m)

Material:

- machined poles Ø 12 cm

Type of wood:

- pressure-impregnated pine



Patio fence & gate

REF. 2110

↗ L 1,8 x A 1,0 m

Materials:

- type of wood: pressure-impregnated pine
- slats: 35 x 35 mm
- distance between the slats: +/- 20 mm
- backboards: 24 x 57 mm

REF X P:
Fence patio 100 x 180 cm

REF YP:
Post 1,6 m (7 x 7 cm)

REF Z P:
Gate post 1,7 m (9 x 9 cm)

REF Q P:
Fixings (per piece)
(4 needed per fence)

REF SP:
Patio gate 100 x 100 cm



Decorative fence & gate

REF. D080

↗ L 1,8 x A 0,8 m

Materials:

- type of wood: pressure-impregnated pine
- boards: 22 x 57 mm
- backboards: 35 x 57 mm

REF X D:
Decorative fence 80 x 180 cm

REF YD:
Post 1,4 m (7 x 7 cm)

REF Z D:
Gate post 1,5 m (9 x 9 cm)

REF Q D:
Fixings (per piece)
(4 needed per fence)

REF SD:
Decorative gate 80 x 100 cm





Sandbox border in rubber - R001 » R004

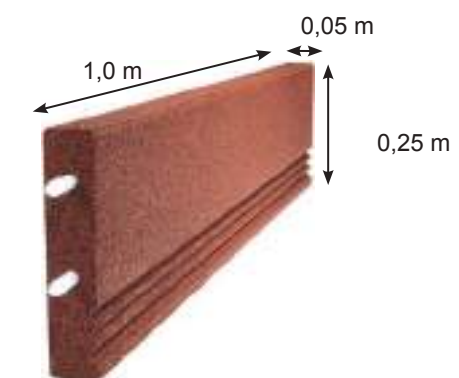
Made from beautifully coloured light red/brown recycled rubber, this is the ideal material for a border where safety is paramount.

These elastic rubber borders with soft rounded edges allow children to play without any risk of injury.

R001
Edge border

1,0 x 0,25 x 0,05 m

0,15 m




R002
Rounded sandbox edging

1,15 x 0,15 x 0,3 m

0,30 m


Connecting pin included



R003
Edge corner

1,0 x 0,4 x 0,16 m


0,16 m



R004
Block step

1,0 x 0,15 x 0,3 m

0,15 m



R200
Glue tube
310 ml



R201
Glue gun



